























## RESTRICTED ACCESS VEHICLES (RAV) - CLASS 2 NOTICE - VEHICLE CATEGORIES

CLASS 2	VEHICLE DESCRIPTION AND CONFIGURATION	LENGTH (m)	GCM GROSS COMBINATION WEIGHT (T)	HEIGHT PIG TRAILER (m)	STEER AXLE GROUP	AXLE GROUPS	NETWORK #	Version Date: 16/09/2004	
Category 1	(A)  PRIME MOVER, SEMI TRAILER TOWING PIG TRAILER	(A) <20	50	<3.5	EITHER	4	1		
Category 2	(A)  PRIME MOVER, SEMI TRAILER TOWING PIG TRAILER (B)  B-DOUBLE - TWIN STEER	(A) >20, <27.5 (B) <25.0	65.5 67.5	<3.5	EITHER EITHER	4 4	2		
Category 3	(A)  PRIME MOVER, SEMI TRAILER TOWING 5 AXLE DOG TRAILER	(A) >19, <27.5	84		EITHER	5	3	"Letter of Endorsement" required from Council and Permit from MRWA HVO	
Category 4	(A)  PRIME MOVER, SEMI TRAILER TOWING 6 AXLE DOG TRAILER	(A) >19, <27.5	87.5		EITHER	5	4		
Category 5	(A)  PRIME MOVER, SEMI TRAILER TOWING 5 AXLE DOG TRAILER	(A) >27.5, <36.5	84		EITHER	5	5		
Category 6	(A)  PRIME MOVER, SEMI TRAILER TOWING 6 AXLE DOG TRAILER (B)  PRIME MOVER TOWING 3 SEMI TRAILERS	(A) >27.5, <36.5 (B) >27.5, <36.5	87.5 87.5		EITHER EITHER	5 5	6		
Category 7	(A)  TRUCK TOWING 2 x 5 OR 6 AXLE DOG TRAILERS (B)  PRIME MOVER, SEMI TRAILER TOWING 2 OR 3 AXLE CONVERTER DOLLY CONNECTED TO 2 SEMI TRAILERS (C)  B-DOUBLE TOWING 5 OR 6 AXLE DOG TRAILER	(A) >27.5, <36.5 (B) >27.5, <36.5 (C) >27.5, <36.5	107.5 107.5 107.5		TWIN EITHER EITHER	6 6 6	7		
Category 8	(A)  TRUCK TOWING 2 x 5 AXLE DOG TRAILERS (B)  TRUCK TOWING 2 x 6 AXLE DOG TRAILERS	(A) >27.5, <36.5 (B) >27.5, <36.5	100.5 107.5		EITHER EITHER	6 6	8		
Category 9	(A)  PRIME MOVER, SEMI TRAILER TOWING 2 x 5 AXLE DOG TRAILER	(A) >36.5, <53.5	120.5		EITHER	7	9	Not allowed on Shire Roads, at any time.	
Category 10	(A)  PRIME MOVER, SEMI TRAILER TOWING 2 x 6 AXLE DOG TRAILER (B)  B-DOUBLE TOWING 2 OR 3 AXLE CONVERTER DOLLY CONNECTED TO 2 SEMI TRAILERS	(A) >36.5, <53.5 (B) >36.5, <53.5	127.5 127.5		EITHER EITHER	7 8	10		

KEY: ● = Minimum axles required. ○ = Optional axles.

Road Network Services

## RESTRICTED ACCESS VEHICLES (RAV) - CLASS 3 NOTICE - VEHICLE CATEGORIES

CLASS 3	VEHICLE DESCRIPTION AND CONFIGURATION	LENGTH (m)	GCM GROSS COMBINATION WEIGHT (T)	HEIGHT PIG TRAILER (m)	STEER AXLE GROUP	AXLE GROUPS	NETWORK #	Version Date: 16/09/2004	
Category 1	(A)  PRIME MOVER + SEMI TRAILER (B)  TRUCK TOWING A PIG TRAILER (C)  TRUCK TOWING A 5 AXLE DOG TRAILER	(A) <19 (B) <20 (C) <20	>42.5, <47.5 >42.5, <45.5 50.0	<3.5	TWIN EITHER EITHER	3 3 4	1	"Letter of Endorsement" required from Council and Permit from MRWA HVO	
Category 2	(A)  TRUCK TOWING A 5 AXLE DOG TRAILER (B)  TRUCK TOWING A 6 AXLE DOG TRAILER (C)  B-DOUBLE	(A) >20, <25 (B) >20, <25 (C) >25, <27.5	64.0 67.5 67.5		EITHER EITHER EITHER	4 4 4	2		

**FORM 2**