Shire of Koorda

# Special Meeting of Council

## Attachments

## Wednesday, 22 July 2020

## 5.00pm

# Great Eastern Country Zone

# Minutes

**Held at Cummins Theatre**
**Merredin**

Commenced at 9:30am
Thursday 25 June 2020

# Table of Contents


**1. OPENING AND WELCOME ..... 3**
**2. ATTENDANCE AND APOLOGIES ..... 3**
**3. DECLARATIONS OF INTEREST ..... 5**
**4. ANNOUNCEMENTS ..... 5**
**5. GUEST SPEAKERS / DEPUTATIONS ..... 5**
5.1 Economic Update – Nebojsha Franich, Manager Economics, WALGA ..... 5
**6. MINUTES ..... 5**
6.1 Confirmation of Minutes from the Great Eastern Country Zone meeting held Thursday 30 April (Attachment 1) ..... 5
6.2 Business Arising from the Minutes of the Great Eastern Country Zone Meeting Thursday 30 April 2020 ..... 5
6.3 Minutes from the Great Eastern Country Zone Executive Committee Meeting held Thursday 11 June 2020 (Attachment 2) ..... 6
**6.3.1 (Exec item 5.2) Budget 2020/21 ..... 6**
**6.3.2 (Exec Item 5.4) Change of Date August Zone meeting ..... 7**
**6.3.3 Minutes of the Executive Committee 11 June 2020 ..... 7**
**7. ZONE BUSINESS ..... 7**
7.1 Engineering Review of Tier 3 Rail ..... 7
7.2 Operation DETECT Snapshot - Wheatbelt Contact and Booking System ..... 8
7.3 Telecommunications – Minister Response ..... 9
7. 4 Cunderdin Agricultural College – Year 11 Student accommodation ..... 9
7.5 Local Government Legislation Amendment Act 2019 – Consequential Regulations .. 10
**8. ZONE REPORTS ..... 11**
8.1 Zone President Report ..... 11
8.2 Local Government Agricultural Freight Group ..... 12
8.3 Wheatbelt District Emergency Management Committee ..... 12
8.4 Wheatbelt Health MOU Group ..... 12
**9. WESTERN AUSTRALIAN LOCAL GOVERNMENT ASSOCIATION (WALGA) BUSINESS ..... 13**
9.1 State Councillor Report ..... 13
9.2 WALGA Status Report ..... 10
9.3 Review of WALGA State Council Agenda – Matters for Decision ..... 12
9.4 Review of WALGA State Council Agenda – Matters for Noting / Information ..... 13
9.5 Review of WALGA State Council Agenda – Organisational Reports ..... 13
9.6 Review of WALGA State Council Agenda – Policy Forum Reports ..... 13
9.7 WALGA President's Report ..... 13
**10. MEMBERS OF PARLIAMENT ..... 14**
**11. AGENCY REPORTS ..... 14**
11.1 Wheatbelt Development Commission ..... 14
11.2 Department of Local Government, Sport and Cultural Industries ..... 14
11.3 Main Roads Western Australia ..... 14
11.4 Wheatbelt RDA ..... 15
**12. EMERGING ISSUES ..... 15**
**13. URGENT BUSINESS ..... 15**
**14. DATE, TIME AND PLACE OF NEXT MEETINGS ..... 15**
**15. CLOSURE ..... 15**

# Great Eastern Country Zone

**Meeting was held at Cummins Theatre, Merredin**

**Commenced at 9.30am, Thursday 25 June 2020**

# Minutes

## 1. OPENING AND WELCOME

## 2. ATTENDANCE AND APOLOGIES

### Attendance

| | |
|---|---|
| **Shire of Bruce Rock** | President Cr Stephen Strange |
| | Cr Ramesh Rajagopalan |
| | Mr Darren Mollenoyux Chief Executive Officer non-voting delegate |
| **Shire of Cunderdin** | Cr Dennis Whisson |
| | Mr Stuart Hobley Chief Executive Officer non-voting delegate |
| **Shire of Dowerin** | Cr Darrel Hudson |
| | Ms Rebecca McCall Chief Executive Officer non-voting delegate |
| **Shire of Kellerberrin** | President Cr Rodney Forsyth |
| | Mr Raymond Griffiths Chief Executive Officer non-voting delegate |
| **Shire of Koorda** | President Cr Jannah Stratford |
| | Mr Darren Simmons Chief Executive Officer non-voting delegate |
| **Shire of Merredin** | President Cr Julie Flockart |
| | Cr Mal Willis |
| | Mr Mark Dacombe Chief Executive Officer non-voting delegate |
| **Shire of Mount Marshall** | President Cr Tony Sachse – **Deputy Chair** |
| | Mr John Nuttall Chief Executive Officer non-voting delegate |
| **Shire of Narembeen** | President Cr Rhonda Cole - **Chair** |
| | Mr Chris Jackson Chief Executive Officer non-voting delegate |
| **Shire of Nungarin** | President Pippa DeLacey |
| | Cr Eileen O'Connell |
| **Shire of Tammin** | Cr Glenice Batchelor |

| | |
|---|---|
| **Shire of Trayning** | President Cr Melanie Brown |
| | Cr Geoff Waters |
| | Mr Brian Jones Chief Executive Officer non-voting delegate |
| **Shire of Westonia** | President Cr Karin Day |
| | Mr Jamie Criddle Chief Executive Officer non-voting delegate |
| **Shire of Wyalkatchem** | President Cr Quentin Davies |
| | Cr Stephen Gamble |
| **Shire of Yilgarn** | President Wayne Della Bosca |
| | Mr Peter Clarke Chief Executive Officer non-voting delegate |

## WALGA Representatives

Tony Brown, Executive Manager Governance & Organisational Services
Nebojsha Franich, Economics Policy Manager

## Guests

Ms Jen Collins – Department of Local Government, Sport & Cultural Industries
Mr Craig Manton, Main Roads WA
Kathleen Brown, Electorate Officer, Mia Davies MLA Office

## Apologies

Mia Davies MLA, Member for Central Wheatbelt
Hon Laurie Graham MLC, Agricultural Region
Hon. Martin Aldridge MLC, Agricultural Region
Cr Alison Harris – Shire of Cunderdin
Cr Julie Chatfield – Shire of Dowerin
Cr Scott O'Neill – Shire of Dowerin
President Cr Sue Meeking – Shire of Kondinin
Ms Mia Maxfield, Chief Executive Officer – Shire of Kondinin
Cr Pamela McWha – Shire of Koorda
Cr Nick Gillett – Shire of Mt Marshall
President Cr Gary Shadbolt – Shire of Mukinbudin
Cr Sandie Ventris – Shire of Mukinbudin
Mr Dirk Sellenger – Shire of Mukinbudin
Cr Kellie Mortimore – Shire of Narembeen
Cr Gary Coumbe – Shire of Nungarin
Mr Adam Majid Chief Executive Officer – Shire of Nungarin
Cr Tania Daniels – Shire of Tammin
Mr Neville Hale Chief Executive Officer – Shire of Tammin
Cr Bill Huxtable – Shire of Westonia
Ms Taryn Dayman Chief Executive Officer – Shire of Wyalkatchem
Cr Bryan Close – Shire of Yilgarn
Rob Cossart, CEO Wheatbelt Development Commission
Ms Kristen Twine, Wheatbelt Development Commission
Mandy Walker, Director Regional Development, RDA Wheatbelt

## Attachments

The following were provided as attachments to the agenda:

1. Great Eastern Country Zone Minutes 30 April 2020.
2. Great Eastern Country Zone Executive Committee Minutes 11 June 2020.
3. Great Eastern Country Zone Budget 2020/21

4. DETECT Snapshot
5. DETECT poster
6. Commonwealth Minister for Communications letter re: telecommunication issues in the Wheatbelt
7. Wheatbelt Health MOU
8. President's Report

State Council Agenda – via link: https://walga.asn.au/getattachment/9d6cd564-6fdd-486b-afbf-80472db6b3d7/Agenda-State-Council-1-July-2020.pdf

## 3. DECLARATIONS OF INTEREST

Darren Mollenoyux Declared an Impartiality Interest in item 7.4

## 4. ANNOUNCEMENTS

Nil

## 5. GUEST SPEAKERS / DEPUTATIONS

### 5.1 Economic Update – Nebojsha Franich, Manager Economics, WALGA

Nebojsha provided an economic update to the Zone to assist members in their strategic and operational planning for 2020-21 in the context of recovering from COVID-19.

A copy of the presentation is attached as Attachment A.

## 6. MINUTES

### 6.1 Confirmation of Minutes from the Great Eastern Country Zone meeting held Thursday 30 April

The Minutes of the Great Eastern Country Zone meeting held on Thursday 30 April 2020 were previously been circulated to Member Councils.

**RESOLUTION**

**Moved:** **Cr Ramesh Rajagopalan**
**Seconded:** **Cr Karin Day**

**That the Minutes of the Great Eastern Country Zone meeting held Thursday 30 April 2020 are confirmed as a true and accurate record of the proceedings.**

**CARRIED**

### 6.2 Business Arising from the Minutes of the Great Eastern Country Zone Meeting Thursday 30 April 2020

## 6.2.1 Local Government Audits – Office of the Auditor General (OAG)

Discussion was held on the Auditor General not fully addressing the Local Government sectors concerns in respect to the cost and resources involved in financial audits since the OAG has taken responsibility for the audits.

**RESOLUTION**

**Moved: Cr Tony Sachse**
**Seconded: Cr Stephen Strange**

1. **That WALGA carry-out research with the sector to quantify the new and extra requirements that the OAG is requesting from Local Governments and determine whether there is consistency across audits. Research to include information on the extra Local Government staff time that is now required.**

2. **This information be used to advocate to the OAG to further consider the costing model and the consistency of audits across the sector.**

**CARRIED**

## 6.3 Minutes from the Great Eastern Country Zone Executive Committee Meeting held Thursday 11 June 2020 (Attachment 2)

The recommendations from the Executive Committee Meeting have been extracted for the Zones consideration.

## 6.3.1 (Exec item 5.2) Budget 2020/21

**Background:**

At the April Great Eastern Country Zone meeting the following was resolved:

*ZONE RESOLUTION*

*Moved: President Cr Tony Sasche*
*Seconded: President Cr Dennis Whisson*

*That the subscriptions be set at $0.00 for the 20/21 financial year and each member Local Government pay for their own Elected Member training.*

*CARRIED*

Subsequently the Budgeted Profit and Loss adopted by this Committee at is meeting on 16 April 2020 is amended to reflect this revision. The impact of the revision is as follows:

- General Subscription Income reduces from $28,000 to nil
- The bottom line result changes from a Profit of $11,170 to a loss of $16,830.
- Cash reserves at 30 June 2020 are projected to reduce to approximately $158,000.

*The Revised Budget was provided with the Agenda.*

Executive Committee Resolved

That the Revised Budgeted Profit and Loss Statement of the Great Eastern Country Zone of WALGA for 2020/21 be recommended for Zone endorsement.

**ZONE RESOLUTION**

**Moved: Cr Stephen Strange**
**Seconded: Cr Karin Day**

**That the Revised Budgeted Profit and Loss Statement of the Great Eastern Country Zone of WALGA for 2020/21 be endorsed.**

**CARRIED**

### 6.3.2 (Exec Item 5.4) Change of Date August Zone meeting

As the Dowerin Field day has been cancelled for 2020, the Executive Committee has recommended that the August Zone meeting be held on Thursday 27 August.

**Moved: Cr Rod Forsyth**
**Seconded: Cr Tony Sachse**

**That the August 2020 Zone meeting be scheduled for Thursday 27 August 2020.**

**CARRIED**

### 6.3.3 Minutes of the Executive Committee 11 June 2020

**Moved: Cr Rod Forsyth**
**Seconded: Cr Tony Sachse**

**That the remaining items contained in the Minutes of the Executive Committee Meeting of the Great Eastern Country Zone held Thursday 11 June 2020 be endorsed.**

**CARRIED**

## 7. ZONE BUSINESS

### 7.1 Engineering Review of Tier 3 Rail

**Background**

The State Government has announced that an engineering review of Tier 3 rail lines will be commissioned. The review will examine the costs and time required to return the lines to operation. Tier 3 rail lines were closed in 2013 and 2014. The engineering consultancy will be managed by the Public Transport Authority (PTA).

Access to Tier 3 rail lines was not included in the arbitrated agreement between CBH and Arc Infrastructure that was concluded in November 2019. At the time CBH indicated that a key commercial barrier was that it would take up to four years to refurbish the lines, which meant that the grain handler would only be guaranteed access for six years under the new agreement.

The State Government's draft Revitalising Agricultural Region Freight Strategy includes significant investment in Tier 1 and Tier 2 rail lines, but does not including re-opening Tier 3 lines. This strategy has not been formally launched by the Government.

WALGA State Council has considered freight on rail on many occasions. The current policy position may be summarised as WALGA supports the movement of freight on rail where it is economically viable to do so.

**RESOLUTION**

**Moved: Cr Rod Forsyth**
**Seconded: Cr Quentin Davies**

1. **That the Great Eastern Country Zone note the engineering review of Tier 3 rail lines that has been commissioned and acknowledge the State Government for this initiative.**
2. **That progress of the engineering review of the Tier 3 rail lines be monitored and reports of findings be brought to a future meeting.**
3. **That the Zone recommend to the State Government to the consultants to liaise with CBH on this issue.**

**CARRIED**

## 7.2 Operation DETECT Snapshot - Wheatbelt Contact and Booking System

**Background**

Local Government will have employees who are eligible for testing under Operation DETECT Snapshot and you may also have contacts within your networks to reach others. If you have any questions please do not hesitate to call me.

WAPHA has used the following information and is contacting all non-WACHS health care providers, similarly WAPOL is communicating with their staff.

WACHS Wheatbelt has contacted all meat works and private residential aged care facilities in the Wheatbelt region to manage outreach testing to their facilities given numbers of staff.

The WA Department of Health's DETECT Snapshot program invites people from **identified groups in the community who show no symptoms of COVID-19** to be tested for the virus to get a better understanding of any COVID-19 that may be in the community. See attached fact sheet and poster for more details.

Eligible groups include people in the following categories whop are over the age of 18:

- Healthcare workers, including WA Health staff, employees in private hospitals, residential aged care facilities, general practices, pharmacies, the disability sector, or any worker employed by an organisation delivering health services
- WA Police staff
- Meat workers employed in an abattoir, meat packing or in further processing such as small goods manufacture
- Retail workers such as employees in supermarkets, department stores and specialty stores
- Hospitality workers such as employees in cafes, restaurants, pubs or hotels.

Testing is available from today, Thursday 28 May 2020 to Wednesday 10 June 2020 (inclusive) for all eligible workers who do not have any symptoms of COVID-19.

WACHS Wheatbelt has a booking system that will allow all eligible participants to book a time for testing. To book a test, please call 9888 2288 to make a booking.

A copy of the DETECT Snapshot was attached with the Agenda.

**Noted**

## 7.3 Telecommunications – Minister Response

*By John Nutall, CEO Shire of Mt Marshall*

**Background**

Correspondence was sent to the Minister for Communications, Cyber Safety and the Arts in March 2020 to seek a response in regards to the ongoing Telecommunication issues in the Wheatbelt region. Attached with the Agenda was the Minister's response.

The Zone is still concerned at the lack of progress on this matter.

**RESOLUTION**

**Moved:** **Cr Rod Forsyth**
**Seconded:** **Cr Glenice Batchelor**

**That WALGA again raise the issue of lack of communication when power outages occur with the State Emergency Management Committee (SEMC) and the Federal/State Government politicians advising of the lack of response from Telstra on this issue and the extreme concern in an emergency situation that this causes.**

**CARRIED**

## 7. 4 Cunderdin Agricultural College – Year 11 Student accommodation

*By Kirstie Davis, Community Policy Manager, WALGA*

**Background**

Discussion was held on the situation where year 11 students attending the Cunderdin Agriculture College are required to live at Muresk College in Northam as there is not sufficient accommodation at the Cunderdin College.

*The Executive committee requested some information be researched on the number of year 11 students attending Cunderdin College and how many are affected by this situation and is the college oversubscribed. Consideration to be given for the Zone to request the State Government to provide funding assistance for infrastructure at the college.*

**Response to Zone questions**

- The WA College of Agriculture - Cunderdin (the College) is a fully co–educational, residential complex catering for up to 136 students in residence in the Wheatbelt. The farm comprises 4,063 ha of land of which 2,516 ha are arable. Various stock and cropping enterprises are undertaken on the farm for the educational benefit of students. Buildings include residential dormitories, Design and Technology Centre, Farm Workshop, Butcher shop, Piggery, Shearing Shed, Poultry Unit, Recreation Centre, Classroom/Library complex and Administration.
- There are currently 40 students affected by the pandemic due to shared dorm arrangements at the College. These students are being accommodated and transported to and from Muresk Institute in Northam twice a day to attend the College.
- The College is consistently oversubscribed by 5-15 enrolments on the waitlist each year.

**Secretariat Comment**

The WA College of Agriculture – Cunderdin is a residential, day education and training facility for Year 11 and 12 students interested in agricultural, trades and related industries. The students experience a combination of academic teaching and relevant practical and trade experience in a 4,063 hectare working farm environment. College graduates go on to gain apprenticeships in industry such as agricultural science and veterinary nursing and employment in the agricultural sector, while some go

on to further their studies in tertiary education. There is significant data suggesting that students remain living and working in the region after leaving the College.

The College is a Registered Training Organisation (RTO) with established industry partnerships providing students with access to cutting edge technology and first class industry research to complement all areas of study.

The five residential Agricultural Colleges in Western Australia formed a consortium named the Western Australian College of Agriculture. The five WA agricultural colleges – Cunderdin, Denmark, Harvey, Morawa and Narrogin with all except Morawa at capacity to the number of enrolments they can accommodate.

The College has been working with State Government on a Business Case for a number of years to re-profile dorm accommodation from shared to single use. The need for this has been further highlighted through the pandemic experience. As the College is consistently oversubscribed in enrolments there is an established need to also increase accommodation provision to an additional maximum of 20 students. It is not in the best interest of the College at this stage to accommodate more than the additional 20 students as this would require a restructure of available trade spaces, class sizes and offerings.

The State public sector will be using Diversify WA as its Framework to guide their priorities for the coming years. The second focus point for reform and investment, as outlined on page five, is for Western Australian to be "known for our premium food, wine and agricultural commodities including innovative production methods". With State Government strongly supporting a continued messaging for the creation of jobs and to build a strong and diverse economy together with the support of Regional Development Commissions

Primary Industries is one of six priority sectors for the State Governments and includes the development and implementation of:

- a Primary Industries Strategy
- Digital Connectivity
- Regional Growth Initiatives
- Cotton on the Ord
- Grains Research Rebuilding
- Sheep and Wool Industries

Furthermore the Government is committed to supporting regional communities by diversifying the economy and creating 30,000 new jobs in the regions by mid-2024.

**RESOLUTION**

**Moved: Cr Tony Sachse**
**Seconded: Cr Julie Flockart**

**That the Great Eastern Country request the State Government provide funding assistance through the Business Case for infrastructure upgrades to the accommodation at the Cunderdin Agricultural College to address the oversubscription of students that will continue to support the Government in achieving its targets or regional prosperity and regional job creation.**

**CARRIED**

## 7.5 Local Government Legislation Amendment Act 2019 – Consequential Regulations

**Background**

Consequential amendments to regulations are now required to effect further change and the Department of Local Government, Sport and Cultural Industries has released the *Local Government*

*Regulations Amendment (Consequential) Regulations 2020* for this purpose. The Department has also prepared Explanatory Notes as an aid to understanding the effect of the proposed regulations.

The Department advises that the regulations principally relate to:

- the harmonisation of the appointment of authorised persons across multiple pieces of legislation;
- local and statewide public notices; and
- improved access to information, including through publication on Local Government websites.

WALGA is conducting a consultation process and seeks feedback from Member Local Governments on the proposed regulations. Please provide any comments by **4pm Friday 3rd July 2020.**

Zone Local Governments are encouraged to provide WALGA with a response by the 3 July deadline.

**Noted**

### 7.6 Local Roads and Community Infrastructure Program

Please see below advice regarding guidelines for the Federal ***Local Roads and Community Infrastructure Program***, which has been raised at a number of Zone meetings during the current round.

The advice WALGA received last week from Laurena McNeill (A/Director Local Roads and Community Infrastructure Program, Department of Infrastructure, Transport, Regional Development and Communications) was:

1. Program Guidelines are waiting approval from the Deputy Prime Minister and are expected to be released week commencing 22 June (with no guarantees about the timing).
2. The Guidelines will be emailed directly to all Local Governments following release.
3. A Question and Answer series will be posted on the website.
4. A grant agreement will be sent to each Local Government. After this is signed, a work schedule will need to be submitted, in the same way as Roads to Recovery operates.
5. Will need to be clear that the project will be completed by 30 June 2021.
6. Local Governments will need to declare that the funded projects are additional. The Commonwealth is keen to ensure that the funds are not being used to substitute for projects that would have been funded internally. However, there is no specific process to demonstrate this.
7. Encourage specific questions be directed to iip@infrastructure.gov.au

**Noted**

## 8. ZONE REPORTS

### 8.1 Zone President Report

*By Cr Rhonda Cole*

**RESOLUTION**

**Moved:** **Cr Dennis Whisson**
**Seconded:** **Cr Pippa De Lacey**

**That the Zone President's Report be received.**

**CARRIED**

## 8.2 Local Government Agricultural Freight Group

*By Cr Julie Flockart*

**Cr Forsyth advised that there has not been a meeting since the last Zone meeting.**

**RESOLUTION**

**Moved: Cr Julie Flockart**
**Seconded: Cr Quentin Davies**

**That the Local Government Agricultural Freight Group Report be received.**

**CARRIED**

## 8.3 Wheatbelt District Emergency Management Committee

*By Cr Tony Sachse*

Reports on the progress of the Wheatbelt DEMC was circulated prior to the meeting.

**RESOLUTION**

**Moved: Cr Tony Sachse**
**Seconded: Cr Quentin Davies**

**That the Wheatbelt District Emergency Management Committee Report and attachments be received.**

**CARRIED**

## 8.4 Wheatbelt Health MOU Group

*By Cr Glenice Batchelor*

Please refer to Agenda attachment of the draft Health MOU.

Cr Batchelor provided a report on the Wheatbelt Health MOU at the meeting. Noting concerns with the MOU DOCUMENT. Cr Batchelor will submit concerns to WALGA vioa Tony Brown.

**RESOLUTION**

**Moved: Cr Glenice Batchelor**
**Seconded: Cr Ramesh Rajagopalan**

**That the Wheatbelt Health MOU Group Report be received.**

**CARRIED**

## 9. WESTERN AUSTRALIAN LOCAL GOVERNMENT ASSOCIATION (WALGA) BUSINESS

### 9.1 State Councillor Report

*Cr Stephen Strange*

Cr Strange reported on WALGA's response to COVID-19 AND HAD PROVIDED GOOD LEADERSHIP. The weekly webinars have proved beneficial for members.

**RESOLUTION**

**Moved:** **Cr Stephen Strange**
**Seconded:** **Cr Tony Sachse**

**That the State Councillor Report be received and the WALGA [President and CEO be invited to the next Zone meeting.**

**CARRIED**

## 9.2 WALGA Status Report

*By Tony Brown, Executive Officer*

**BACKGROUND**

Presenting the Status Report for June 2020 which contains WALGA's responses to the resolutions of previous Zone Meetings.

# GREAT EASTERN COUNTRY ZONE STATUS REPORT
# June 2020

| Zone | Agenda Item | Zone Resolution | WALGA Response | Update | WALGA Contact |
|---|---|---|---|---|---|
| **Great Eastern C** | **2020 February 26**<br>**Zone Agenda Item** 7.1<br>Federal Government Drought Communities | That the Great Eastern Country Zone requests WALGA, in consultation with ALGA, to liaise with the WA State Government Ministers for Water, Agriculture and Environment to provide a coordinated holistic response in respect to the ongoing drying climate issues and access to the Drought Communities Funding Program. | State Council Resolution<br><br>That State Council endorse the recommendation from the Great Eastern Country Zone relating to the Federal Government Drought Communities Program.<br>• That the Great Eastern Country Zone requests WALGA, in consultation with ALGA, to liaise with the WA State Government Ministers for Water, Agriculture and Environment to provide a coordinated holistic response in respect to the ongoing drying climate issues and access to the Drought Communities Funding Program.<br><br>RESOLUTION 37.1/2020<br><br>WALGA has met with the WA Minister for Water Chief of Staff and is lobbying through both the State and ALGA for a third round of funding, bespoke to Western Australia. | **June 2020**<br>**Ongoing** | **Mark Batty**<br>**Executive Manager, Strategy, Policy and Planning**<br>**mbatty@walga.asn.au**<br>**9213 2078** |
| **Great Eastern C** | **2020 February 26**<br>**Zone Agenda Item** 12.1<br>Landgate – Delays in receiving valuations | Request WALGA to inquire with Landgate in respect to the delays in receiving interim valuations. | WALGA has been carrying out a lot of work in the valuations area, with the priority being to seek deferment of the 20/21 valuations.<br>The issue of timeliness of interim valuations will also be progressed. | **June 2020** | **Tony Brown**<br>**Executive Manager Governance and Organisational Services**<br>**9213 2051**<br>**tbrown@walga.asn.au** |
| **Great Eastern C** | **2019 June 27**<br>**Zone Agenda Item 12.1**<br>Government Regional Officer Housing | That the Zone request WALGA to advocate on the impact of Government Regional Officer Housing on retaining public sector professionals (Doctors, nurses, teachers) in the Great Eastern Country Zone. | In May 2019, the McGowan Government deferred a planned increase to GROH rents in 2019-20. The next increase of $30pw was due to come into effect 1 July 2019.<br>https://www.mediastatements.wa.gov.au/Pages/McGowan/2019/05/McGowan-Government-temporarily-defers-increase-to-GROH-rents.aspx<br>WALGA notes and includes the Zones Recommendation in its advocacy for GROH and greater service support for regional and remote Western Australian Local Governments, acknowledging the importance of this topic in the coming months. | **Ongoing** | **Mark Batty**<br>**Executive Manager, Strategy, Policy and Planning**<br>**mbatty@walga.asn.au**<br>**9213 2078** |

| | | | | | |
|---|---|---|---|---|---|
| | | | WALGA has been advised by WAPOL and the relevant State Government agency who confirm the rental freeze to GROH properties will remain until the completion of the review of the GROH Tenant Rent Setting Framework. Further work has been done in strengthening the partnerships between WAPOL officers and key Local Government officers in specified areas of concerns.<br>Department of Communities modelling and draft ERC proposal has been elevated within the Department. The Director General has called for a working group to be established to include representatives from GROH, of which the TSRF review will be included. As further information is made available, WALGA will remain in contact with the Zones to provide timely feedback and advice.<br>Department of Communities finalised their restructure on 20 May 2020. WALGA will now reengage with Dept. staff to discuss and progress GROH matters. | | |
| **Great Eastern C** | **2019 June 27**<br>**Zone Agenda Item 7.1**<br>WALGA Advocacy Regarding Greenfinch Mine Expansion | That the Great Eastern Country Zone<br>1. Supports the Shire of Westonia's position to seek clearing and mining approval for the proposed Greenfinch mining operation.<br>2. Requests WALGA to raise the issue with relevant authorities to ensure that the Greenfinch Project has every chance of success. | Clearing permits have now been issued by DWER, and WALGA is working with the Shire to fast track the land declaration process for the road reserve through the Department of Planning Lands and Heritage.<br><br>Ongoing. | **June 2020** | **Mark Batty**<br>**Executive Manager, Strategy, Policy and Planning**<br>**mbatty@walga.asn.au**<br>**9213 2078** |
| **Great Eastern C** | **2019 March**<br>**Zone Agenda Item 12.3**<br>Telstra – Power Outages Effecting Communications | 1. Requests WALGA to advocate through the State Emergency Management Committee for action in respect to power outages effecting telecommunications and the eligibility for Local Governments to turn generators on. | WALGA have written to the SEMC to request action in respect to power outages effecting telecommunications.<br>WALGA have advocated to the SEMC and the SEMC have included this item on their agenda at the meeting to be held 2 August 2019.<br>WALGA tabled this issue at the August SEMC meeting requesting SEMC to formally write to the District Emergency management Committees and to provide WALGA with advice on this matter. SEMC have taken this as an action.<br>The Zone will be provided with a copy of SEMC's response when received.<br>This matter has been officially raised at SEMC, particularly the sector is still awaiting a response.<br>WALGA tabled concerns of the sector at the State Emergency Management Committee on Friday 13th December 2019. Following this WALGA met with Telstra and discussed how we can better understand the Telstra notification systems and how Local Governments can access the information and key contacts should this happen.<br>The key outcomes from the meeting were for Telstra to share a series of fact sheets on topics relevant to the issues being faced by your communities and provide key contact information in order for these matters to be escalated or referred should you need to.<br>The first fact sheet provided by Telstra was on Power Outages and was disseminated to all regional councils. | **Ongoing** | **Mark Batty**<br>**Executive Manager, Strategy, Policy and Planning**<br>**mbatty@walga.asn.au**<br>**9213 2078** |

| | | | | | |
|---|---|---|---|---|---|
| **Great Eastern C** | **2018 November 29 Zone Agenda Item 7.3** Container Deposit Scheme Locations | That the Great Eastern Country Zone requests that:<br>1. All Local Governments be guaranteed, as a minimum, one flexible refund point in their area.<br>2. A flexible access point should be defined as a refund point which, as a minimum, is open 16 hours each two week period, including at least 8 hours at weekends<br>The State Government provide appropriate funding for the refund points. | Due to COVID-19, on 31 March, the State Government announced that the scheduled implementation date of 2 June 2020, had been postponed, and will relaunched in October 2020. | **June 2020** | **Mark Batty**<br>**Executive Manager, Strategy, Policy and Planning**<br>**mbatty@walga.asn.au**<br>**9213 2078** |
| **Great Eastern C** | **2018 November 29 Zone Agenda Item 7.4** Water Corporation - New management and billing structure for standpipes | That the Great Eastern Country Zone request WALGA to advocate opposing the WA Water Corporation proposed fee structure in remote parts of the eastern Wheatbelt and;<br>1. Request the Water Corporation look to possible subsidised billing to remote user standpipes for users without any other possible means of potable water;<br>Write to the Department of Water suggesting that as a result of the increased Standpipe water costs that they re-introduce the Farm Water Grants to allow effected landholders the ability to create on-farm water storage and water connections | Considered by the Infrastructure Policy Team at its March meeting and further follow-up with Councils requested with feedback to the next meeting. | **July 2020** | **Ian Duncan**<br>**Executive Manager Infrastructure**<br>**iduncan@walga.asn.au**<br>**9213 2031** |

**ZONE COMMENT**

Cr Sachse raised the rural water scheme issues and put forward the following updated recommendation;

**RESOLUTION**

**Moved:** **Cr Tony Sachse**
**Seconded:** **Cr Karin Day**

1. **That WALGA advocate to the Federal Government to request additional funding for the Rural Water Scheme as the fund has been fully subscribed 1 year into a 3 year program.**
2. **That WALGA advocate to the State Government to reinstate the Farm Water grants scheme.**

**CARRIED**

**RESOLUTION**

**Moved:** **Cr Glenice Batchelor**
**Seconded:** **Cr Mal Willis**

**That the Great Eastern Country Zone WALGA June 2020 Status Report be noted.**

**CARRIED**

## 9.3 Review of WALGA State Council Agenda – Matters for Decision

**BACKGROUND**

WALGA State Council meets five times each year and as part of the consultation process with Member Councils circulates the State Council Agenda for input through the Zone structure.

The full State Council Agenda can be found via link: **https://walga.asn.au/getattachment/9d6cd564-6fdd-486b-afbf-80472db6b3d7/Agenda-State-Council-1-July-2020.pdf**

The Zone is able to provide comment or submit an alternative recommendation that is then presented to the State Council for consideration.

**Emerging Issues**

### 4.1 COVID-19 Pandemic – WALGA Response

**WALGA Recommendation**

That the information contained in this report relating to WALGA's response to the COVID-19 pandemic be noted.

**Matters for Decision**

### 5.1 WA Public Libraries Agreement

**WALGA Recommendation**

That the draft State and Local Government Agreement for Public Libraries be endorsed.

**RESOLUTION**

**Moved: Cr Julie Flockart**
**Seconded: Cr Mal Willis**

**That the Great Eastern Country Zone supports all Matters for Decision as listed above in the July 2020 State Council Agenda.**

**CARRIED**

## 9.4 Review of WALGA State Council Agenda – Matters for Noting / Information

**6.1 Draft Aviation Strategy 2020**
**6.2 Regional Aviation Policy Issues Paper**
**6.3 Report Municipal Waste Advisory Council (MWAC)**

## 9.5 Review of WALGA State Council Agenda – Organisational Reports

**7.1 Key Activity Reports**

**7.1.1 Report on Key Activities, Environment and Waste Unit**
**7.1.2 Report on Key Activities, Governance and Organisational Services**
**7.1.3 Report on Key Activities, Infrastructure**
**7.1.4 Report on Key Activities, People and Place**

## 9.6 Review of WALGA State Council Agenda – Policy Forum Reports

**7.2 Policy Forum Reports**

**7.2.1 Mayors/Presidents Policy Forum**
**7.2.2 Mining Community Policy Forum**
**7.2.3 Container Deposit Legislation Policy Forum**
**7.2.4 Economic Development Forum**

## 9.7 WALGA President's Report

The WALGA President's was attached to the Agenda.

**RESOLUTION**

**Moved: Cr Quentin Davies**
**Seconded: Cr Glenice Batchelor**

**That the Great Eastern Country Zone notes the following reports contained in the WALGA July 2020 State Council Agenda.**

- **Matters for Noting/Information**
- **Organisational Reports**

- **Policy Forum Report; and**
- **WALGA President's Report**

**CARRIED**

## 10. MEMBERS OF PARLIAMENT

### 10.1 Mia Davies Office

Kath Brown advised that Mia Davies has recommended that Local Governments and the Zone write to the Minister for Emergency Services on the Power Outages issue and cc Mia's office.

## 11. AGENCY REPORTS

### 11.1 Wheatbelt Development Commission (WDC)

Cr Julie Flockart as a WDC Board Member presented the Development Commissions report noting the following;

- Regional Roundtable meetings with Minister MacTiernan and Minister Dawson
- RED Grants are available
- WDC – Strategic Plan Review
- CEO Rob Cossart is available to meet all Local Governments in the region.

Cr Flockart also acknowledged the passing of James McMillan Brown, former Shire President, Shire of Merredin and MLA/MLC for the District.

**Noted**

### 11.2 Department of Local Government, Sport and Cultural Industries

Please find below a link to an Update from the Department of Local Government, Sport and Cultural Industries. Featured in the update:

- Community Resilience Scorecard
- Local Government (COID-19) Response Order 2020
- Financial Assistance Grants 2020-21 and Advance Payment
- Restrictions on Travel to remote Aboriginal communities
- National Reconciliation Week 2020
- CSRFF – Updated timeframes
- Sport and Recreation Recovery Framework

DLGSC Update June 2020

Jen Collins presented the Departments report.

**Noted**

### 11.3 Main Roads Western Australia

Mr Craig Manton provided an update to the Zone. Please find as Attachment B a copy of Craig's presentation.

### 11.4 Wheatbelt RDA

Mandy Walker, RDA Wheatbelt was an apology for this meeting.

## 12. EMERGING ISSUES

### 12.1 Workplace Health and Safety Legislation

Stuart Hobley raised the issue of the proposed Workplace Health and Safety (WHS) legislation, particularly the components relating to Industrial Manslaughter.

Tony Brown advised that WALGA is currently researching this issue and the matter will be considered by State Council as an Emerging Issue item at the July 1 meeting.

## 13. URGENT BUSINESS

## 14. DATE, TIME AND PLACE OF NEXT MEETINGS

The next meeting of the Great Eastern Country Zone will be held in Kellerberrin on Thursday 27 August 2020, commencing at 9.30am.

## 15. CLOSURE

There being no further business the Chair declared the meeting closed at 12:13pm.

This page has been left blank intentionally

NEWROC

North Eastern Wheatbelt Regional Organisation of Councils

Koorda | Mt Marshall | Mukinbudin | Nungarin | Trayning | Wyalkatchem

# Council Meeting

Tuesday 23 June 2020

Mukinbudin Recreation Centre

# MINUTES

## Post Strategy Session

***NEWROC Vision Statement***

*NEWROC is a strong, cohesive regional leadership group that fosters economic prosperity of member Councils.*

**www.newroc.com.au**

# ANNUAL CALENDAR OF ACTIVITIES

| MONTH | ACTIVITY | MEETING |
|---|---|---|
| January | | Executive |
| February | • Council refreshes itself on NEWROC Vision, Mission, Values (review Vision and Mission every other year)<br>• Council reviews NEWROC project priorities | Council |
| March | • WDC attendance to respond to NEWROC project priorities<br>• Submit priority projects to WDC, Regional Development and WA Planning<br>• Discussion regarding portfolios vs projects, current governance structure | Executive |
| April | • NEWROC Budget Preparation | Council |
| May | • NEWROC Draft Budget Presented<br>• NEWROC Executive Officer Contract/Hourly Rate Review (current contract expires June 2021)<br>• Local Government Week agenda to be discussed at Executive meeting to determine if EA should attend | Executive |
| June | • NEWROC Budget Adopted | Council |
| July | | Executive |
| August | • Information for Councillors pre-election<br>• NEWROC Audit | Council |
| September | | Executive |
| October | • NEWROC CEO and President Handover | Council |
| November | • NEWROC Induction of new Council representatives (every other year)<br>• Review NEWROC MoU (every other year) | Executive |
| December | • NEWROC Drinks | Council |

**ONGOING ACTIVITIES**

Compliance

Media Releases

**NEWROC Rotation**

Shire of Mt Marshall

Shire of Nungarin

Shire of Wyalkatchem

Shire of Koorda (Oct 2019 – Oct 2021)

Shire of Mukinbudin

Shire of Trayning

**TABLE OF CONTENTS**


1. OPENING AND ANNOUNCEMENTS ..... 4

2. RECORD OF ATTENDANCE AND APOLOGIES ..... 4

2.1. ATTENDANCE 4
2.2. APOLOGIES 4
2.3. GUESTS 4
2.4. LEAVE OF ABSENCE APPROVALS / APPROVED 4

3. DECLARATIONS OF INTEREST AND DELEGATIONS REGISTER ..... 5

3.1. DELEGATION REGISTER 5

4. PRESENTATIONS ..... 5

5. MINUTES OF MEETINGS ..... 5

5.1. EXECUTIVE MEETING 26 MAY 2020 5
5.2. BUSINESS ARISING 5
5.3. COUNCIL MEETING 12 MAY 2020 5
5.4. BUSINESS ARISING 5

6. FINANCIAL MATTERS ..... 6

6.1. INCOME, EXPENDITURE AND PROFIT AND LOSS 6

7. MATTERS FOR DECISION ..... 8

7.1. TELECOMMUNICATIONS PROJECT UPDATE 8
7.2. ENERGY AND TELECOMMUNICATIONS 9
7.3. WASTE 12
7.4. STRATEGIC PROJECTS 15

8. EMERGING NEWROC ISSUES AS NOTIFIED, INTRODUCED BY DECISION OF THE MEETING ..... 17

9. OTHER BUSINESS ..... 17

10. 2020 MEETING SCHEDULE ..... 17

11. CLOSURE ..... 17

# NORTH EASTERN WHEATBELT REGIONAL ORGANISATION OF COUNCILS

Minutes for the Council Meeting held at the Mukinbudin Recreation Centre on Tuesday 23 June 2020 commencing at 2.28pm

# MINUTES

## 1. OPENING AND ANNOUNCEMENTS

Cr Stratford welcomed everyone and opened the meeting at 2.28pm

## 2. RECORD OF ATTENDANCE AND APOLOGIES

### 2.1. Attendance

| | |
|---|---|
| Cr Jannah Stratford | NEWROC Chair, President Shire of Koorda |
| Cr Pippa De Lacy | President, Shire of Nungarin |
| Cr Melanie Brown | President, Shire of Trayning |
| Cr Quentin Davies | President, Shire of Wyalkatchem |
| Cr Tony Sachse | President, Shire of Mt Marshall |
| Cr Gary Shadbolt | President, Shire of Mukinbudin |
| Cr Darrel Hudson | President, Shire of Dowerin (non voting) |
| | |
| Darren Simmons | NEWROC CEO, CEO, Shire of Koorda |
| Taryn Dayman | CEO, Shire of Wyalkatchem |
| John Nuttall | CEO, Shire of Mt Marshall |
| Dirk Sellenger | CEO, Shire of Mukinbudin |
| Adam Majid | CEO, Shire of Nungarin |
| Brian Jones | CEO, Shire of Trayning |
| Rebecca McCall | CEO, Shire of Dowerin |

NEWROC Officer

| | |
|---|---|
| Caroline Robinson | Executive Officer, NEWROC |

### 2.2. Apologies

| | |
|---|---|
| Taryn Dayman | CEO, Shire of Wyalkatchem |
| Dirk Sellenger | CEO, Shire of Mukinbudin |
| Cr Nick Gillett | Shire of Mt Marshall |

### 2.3. Guests

| | |
|---|---|
| Cr Jeff Seaby | Shire of Mukinbudin |
| Cr Callum MacGlashan | Shire of Mukinbudin |
| Cr Romina Nicoletti | Shire of Mukinbudin |
| Cr Tanya Gibson | Shire of Mt Marshall |
| Cr Eileen O'Connell | Shire of Nungarin |
| Cr Ray Mizia | Shire of Nungarin |
| Cr Marlon Hudson | Shire of Trayning |
| Cr Mischa Stratford | Shire of Wyalkatchem |
| Lana Foote | Deputy CEO, Shire of Koorda |

### 2.4. Leave of Absence Approvals / Approved

Nil

## 3. Declarations of Interest and Delegations Register

Nil

## 3.1. Delegation Register

Please find below a delegations register as per the new policy adopted in March 2017:

| Description of Delegations | Delegatee | Delegated to | Approval |
|---|---|---|---|
| Records Management | CEO | NEWROC EO | Council |
| NEWROC Financial Management | CEO | NEWROC EO | Council Dec 2017 |
| Bendigo Bank Signatory (NEWROC) | CEO | NEWROC EO | Council Dec 2017 |
| Bendigo Bank Signatory (Shire of Koorda) | Council | CEO | Council Oct 2019 |
| NEWROC Website | CEO | NEWROC EO | Council June 2017 |

## 4. Presentations

Nil

## 5. MINUTES OF MEETINGS

## 5.1. Executive Meeting 26 May 2020

Minutes of the Executive Meeting held 26 May 2020 have previously been circulated.

**RESOLUTION**

**That the Minutes of the Executive Meeting held on 26 May 2020 be received**

**Moved Cr Davies** **Seconded Cr Sachse** **CARRIED 6/0**

## 5.2. Business Arising

## 5.3. Council Meeting 12 May 2020

Minutes of the Council Meeting held on 12 May 2020 have previously been circulated.

**RESOLUTION**

**That the Minutes of the Council Meeting held on 12 May 2020 be received as a true and correct record of proceedings**

**Moved Cr Shadbolt** **Seconded Cr De Lacy** **CARRIED 6/0**

## 5.4. Business Arising

**Shire of Dowerin Membership**

The Shire of Dowerin positively responded to an invitation to join the NEWROC membership and agreed to the application fees. Please see Attachment #1

**Waste Management**

The Shire of Koorda has engaged ASK Waste Management to prepare a Shire waste management strategy and closure plan. This is in line with the previous disclosure of interest by the Shire of Koorda.

## 6. FINANCIAL MATTERS

### 6.1. Income, Expenditure and Profit and Loss

**FILE REFERENCE:** 42-2 Finance Audit and Compliance
**REPORTING OFFICER:** Caroline Robinson
**DISCLOSURE OF INTEREST:** Nil
**DATE:** 16 June 2020
**ATTACHMENT NUMBER:** #2P and L
**CONSULTATION:**
**STATUTORY ENVIRONMENT:** Nil
**VOTING REQUIREMENT:** Simple Majority

## COMMENTS

Account transactions for the period 1 April 2020 to 31 May 2020

| Date | Description | Credit | Debit | Running Balance |
|---|---|---|---|---|
| **BB NEWROC Funds-5557** | | | | |
| **Opening Balance** | | **170,733.77** | **0.00** | **170,733.77** |
| **INCOME** | | | | |
| 01 Apr 2020 | Bendigo Bank | 7.00 | 0.00 | 170,740.77 |
| 14 May 2020 | Australian Taxation Office | 303.00 | 0.00 | 164,638.82 |
| **EXPENSES** | | | | |
| 01 Apr 2020 | Bendigo Bank | 0.00 | 0.40 | 170,740.37 |
| 02 Apr 2020 | Payment: Solum Wheatbelt Business Solutions | 0.00 | 3,111.25 | 167,629.12 |
| 02 Apr 2020 | Payment: Earnshaw Lawyers | 0.00 | 220.00 | 167,409.12 |
| 15 Apr 2020 | Payment: Monitor Books | 0.00 | 50.00 | 167,359.12 |
| 01 May 2020 | Bendigo Bank | 0.00 | 0.80 | 167,358.32 |
| 04 May 2020 | Payment: Monitor Bookkeeping Services | 0.00 | 50.00 | 167,308.32 |
| 05 May 2020 | Payment: Solum Wheatbelt Business Solutions | 0.00 | 2,972.50 | 164,335.82 |
| **Total BB NEWROC Funds-5557** | | **310.00** | **6,404.95** | **164,638.82** |
| **Closing Balance** | | **164,638.82** | **0.00** | **164,638.82** |

# Balance Sheet

## North Eastern Wheatbelt Regional Organisation of Councils
## As at 31 May 2020

| | 31 MAY 2020 | 30 APR 2020 |
|---|---|---|
| **Assets** | | |
| **Bank** | | |
| BB NEWROC Funds-5557 | 164,638.82 | 167,359.12 |
| BB Term Deposit Account-1388 | 152,863.32 | 152,863.32 |
| **Total Bank** | **317,502.14** | **320,222.44** |
| **Total Assets** | **317,502.14** | **320,222.44** |
| **Liabilities** | | |
| **Current Liabilities** | | |
| GST | (4,426.18) | (4,417.08) |
| Sundry Creditors Control | 112.00 | 62.00 |
| Unpaid ATO Liabilities | - | (303.00) |
| **Total Current Liabilities** | **(4,314.18)** | **(4,658.08)** |
| **Total Liabilities** | **(4,314.18)** | **(4,658.08)** |
| **Net Assets** | **321,816.32** | **324,880.52** |
| **Equity** | | |
| Current Year Earnings | 4,535.59 | 7,599.79 |
| Retained Earnings | 317,280.73 | 317,280.73 |
| **Total Equity** | **321,816.32** | **324,880.52** |

**RESOLUTION**

**That the income and expenditure from 1 April 2020 to 31 May 2020 and the P and L and balance sheet as at 31 May 2020 be received.**

**Moved Cr Davies** **Seconded Cr Shadbolt** **CARRIED 6/0**

## 7. MATTERS FOR DECISION

### 7.1. Telecommunications Project Update

**FILE REFERENCE:** 035-1 Grants General
**REPORTING OFFICER:** Caroline Robinson
**DISCLOSURE OF INTEREST:** Nil
**DATE:** 16 June 2020
**ATTACHMENT NUMBER:**
**CONSULTATION:** Earnshaw Lawyers
**STATUTORY ENVIRONMENT:** Nil
**VOTING REQUIREMENT:** Simple Majority

**COMMENT**

Update on activities:

- NEWROC EO has met twice (phone) with Earnshaw Lawyers and David Earnshaw is progressing us to the next step with Crisp Wireless to clarify ownership of the towers and settle on an agreement.
- Members are asked to review the three letters received from Earnshaw Lawyers (attached)
- NEWROC EO created Crisp Wireless promotional material for members to use on social media platforms. Thank you to members for promoting the service.
- NEWROC EO was due to follow up with Crisp Wireless on a few matters from the meeting earlier in May, however the NEWROC EO has had email correspondence to Maree Gooch letting her know we are liaising with our lawyer and we are keeping them up to date
- Commissioning of additional towers is delayed by the current uncertainty of tower ownership – this is a matter of priority for the NEWROC EO

**Discussion at the Executive Meeting:**

- Discussion regarding work to date and advice from Earnshaw Lawyers
- Discussion regarding investments by both parties
- List of towers and their location requested and will be provided to Earnshaw Lawyers

**RESOLUTION**

**NEWROC instruct Earnshaw Lawyers to prepare a licence agreement and liaise with Crisp Wireless in order to finalise the matter**

**Moved Cr Davies** **Seconded Cr Sachse** **CARRIED 6/0**

**Discussion:**

- Earnshaw Lawyers have written to Crisp Wireless indicating the NEWROC position and to enter into a licence agreement

## 7.2. Energy and Telecommunications

| | |
|---|---|
| **REPORTING OFFICER:** | Caroline Robinson |
| **FILE REFERENCE:** | |
| **DISCLOSURE OF INTEREST:** | Nil |
| **DATE:** | 16 June 2020 |
| **ATTACHMENT NUMBER:** | #3 InfraNomics proposal |
| **CONSULTATION:** | InfraNomics<br>WDC |
| **STATUTORY ENVIRONMENT:** | Nil |
| **VOTING REQUIREMENT:** | Simple Majority |

**COMMENT**

**Outcome of Funding Application – Micro Grids**

The NEWROC applied for Federal funding to pursue a feasibility study for a micro grid. Unfortunately we were unsuccessful with the application with the majority of funds going to remote Indigenous communities. Successful projects are listed here: https://www.business.gov.au/Grants-and-Programs/Regional-and-Remote-Communities-Reliability-Fund-Microgrids/Grant-Recipients

**Micro Grid and Telecommunication Towers**

At the May Executive meeting, Cameron Edwards from InfraNomics presented to CEO's a proposal to develop:

- A project plan for improving the power reliability for the telecommunication towers at Mukinbudin and Bonnie Rock
- A project plan for the implementation of a micro grid at Bencubbin

These two project proposals follow discussions Cameron has had with Western Power and Telstra. The locations for these projects have been proposed by Telstra and Western Power as they feature on their "priority infrastructure lists".

At the May Executive meeting the CEO's requested the NEWROC EO continue discussions with InfraNomics to determine a pathway forward to possibly working together. To date InfraNomics have not charged the NEWROC for work and meetings.

To continue to progress the micro grid and telecommunication tower proposals, an agreement of services is proposed between InfraNomics and the NEWROC.

InfraNomics proposes that to undertake the project plans for both projects, which will be "shovel ready" will require a contribution from the NEWROC of $75,000. This contribution may potentially be re-couped in the future when the projects receive external funding (not confirmed).

The contribution will cover at least two grant applications to progress the projects.

The NEWROC EO has been discussing the proposal (see Attachment #3) with InfraNomics and requested a staged approach as there will be likely hurdles along the way with Western Power and Telstra. To this end, the initial "signing fee" is $15,000

The NEWROC EO has also spoken to the Wheatbelt Development Commission and they are keen to participate and help. They have encouraged the NEWROC to apply for REDS (closing July 2020). This requires a 30% cash contribution from the applicant.

The Wheatbelt Development Commission indicated this round will be competitive and focused on job creation. If the NEWROC is unsuccessful it will still be positive as it will potentially get the projects noticed by State Government. The NEWROC EO feels the application may not be successful, but would like to submit anyway and allocate $22,500 of cash from the NEWROC to make the application eligible and get it into the mix of significant projects.

If the project is successful in REDS, then this funding can help the NEWROC recoup its intial payment to InfraNomics.

OFFICER RECOMMENDATION

NEWROC EO complete a REDS Grant (in house) for the project plans for the micro grid and telecommunications tower.

NEWROC agree to allocate $22,500 for its cash contribution if the project is successful.

Members discuss the proposal by InfraNomics

**MOTION**

**NEWROC EO complete a REDS Grant (in house) for the project plans for the micro grid and telecommunications tower.**

**NEWROC agree to allocate $22,500 for its cash contribution if the project is successful.**

**Members discuss the proposal by InfraNomics**

**Moved Cr Davies** **Seconded Cr De Lacy** **LAPSED**

**MOTION**

**NEWROC EO complete a REDS Grant (in house) for the project plans for the micro grid and telecommunications tower.**

**NEWROC agree to allocate $22,500 for its cash contribution if the projects are successful.**

**NEWROC delegate to the NEWROC EO to separate the micro grid project and telecommunications project into two agreements with InfraNomics**

**NEWROC EO to seek a review of the agreements by Earnshaw Lawyers**

**Subject to the review by Earnshaw Lawyers the NEWROC support both projects to the value of $75,0000 (in a staged approach)**

**NEWROC establish a project group to support the two projects and the project group is to include representatives from the Shire of Mukinbudin, Mt Marshall and the NEWROC CEO**

**Moved Cr Shadbolt** **Seconded Cr Davies** **CARRIED 6/0**

**Discussion:**

- Members discussed the role of Telstra and their lack of engagement to solve the telecommunications issue.

- Discussion regarding various blackspots at Kununoppin, Yelbeni – can these be included
- InfraNomics is seeking support for the technical plans (not a feasibility study)
- Discussion regarding separating the projects as currently InfraNomics has presented both projects in one agreement
- Discussion regarding funds. NEWROC and Shire contributions
- Discussion regarding risk and reward, strategic priorities of the NEWROC
- Projects and payments to InfraNomics should be staged and based on project success

C Robinson left the meeting at 3.15pm and did not return

## 7.3. Waste

**FILE REFERENCE:**
**REPORTING OFFICER:** Caroline Robinson
**DISCLOSURE OF INTEREST:** Nil
**DATE:** 19 May 2020
**ATTACHMENT NUMBER:**
**CONSULTATION:** Avon Waste
ASK Waste Management
**STATUTORY ENVIRONMENT:** Nil
**VOTING REQUIREMENT:** Simple Majority

**COMMENT**

**Update on activities**:

- Member Councillors were asked to provide feedback on the DRAFT Regional Landfill Strategy
- NEWROC EO has met numerous times (phone) with Ashley Fisher of Avon Waste and provided feedback on the report to ASK Waste Management
- ASK Waste Management provided feedback to the NEWROC EO (attached) in response to questions and ideas for the report
- NEWROC EO has spoken with ASK Waste Management for costings on including the Shire of Dowerin and / or updating the entire report – will be provided in time for the Executive meeting
- NEWROC EO has spoken with the Waste Authority regarding funding and alignment to their State Strategy

The **purpose of the study** was in general terms, to look to:

- Assess current facilities
- Improve each member's landfill site (and to use the study as a base for grant applications)
- Investigate improved options for waste management across the members

**Current risks** for the project:

| Risk | Impact | Mitigation |
|---|---|---|
| Member Councils not agreeing on an option or options or a delay in consensus | High | NEWROC to prioritize minimum initiatives all members want to achieve<br>Options have included some or all of the members<br>NEWROC Councils to provide feedback on the DRAFT Report for early consideration<br>Engagement with funding bodies to determine what funding is accessible and using this to determine the option/s and number of members participating<br>NEWROC members identify their own future funding constraints and |

| | | |
|---|---|---|
| | | possible contributions to guide decision making |
| Waste is a topical issue for ratepayers | High | Education required with any option or project (however small or large)<br>Service model design localized but possibly still contributing to a regional solution |
| Report is primarily focused on user pay systems | High | Selection of an option or mixture of options with high impact, low cost<br>Education of Councillors and ratepayers<br>Service model design localized but possibly still contributing to a regional solution |
| All sites are unmanned and the options centre on manned sites – additional staff costs for member Shires and new service for ratepayers | High | Potentially focus on improving sites and processes, introduction of card access and CCTV rather than implementing manned sites (2 or all 6)<br>Selection of an option or mixture of options with high impact, low cost<br>Education of Councillors and ratepayers<br>Service model design localized but possibly still contributing to a regional solution |
| Shire of Dowerin is a new member to the NEWROC and is not included in the methodology | High | ASK Waste Management cost to include Dowerin AND an opportunity to revise some of the costings in the methodology |
| Lack of external funding for the infrastructure improvements (required regardless of which option is pursued) | High | Early engagement with the Waste Authority – but this will only partly fund some of the option/s<br>Most external funding is aligned to reduce, reuse and recycle – future consideration |
| COAG Waste Priorities – focus on recycling and reducing waste, no exporting of waste in the future | Medium | Can the project incorporate a social enterprise business? Will easily attract external funding |
| Modelling is inclusive of all members – if one or two NEWROC members do not wish to proceed this impacts the options | Medium | NEWROC to prioritize minimum initiatives all members want to achieve<br>Options have included some or all of the members<br>NEWROC Councils to provide feedback on the DRAFT Report for early consideration |
| Shire of Koorda is progressing to a new landfill site – this project may delay their progress | Medium | NEWROC to prioritize minimum initiatives all members want to |

| | | |
|---|---|---|
| | | achieve and consider the impact on the Shire of Koorda<br>NEWROC Councils to provide feedback on the DRAFT Report for early consideration |
| Options are long term projects. | Medium | Identification of smaller projects that could be “picked off” |

**Discussion at the May Executive Meeting:**

- Shire of Trayning provided a formal response to the DRAFT report and indicated that they were happy with status quo
- Discussion regarding the process going forward and attracting funding for landfills (which is difficult)

**RESOLUTION**

**Regional waste to be presented at the next NEWROC Council meeting for a decision on the preferred option and then referred to member Councils for comment**

**Moved Cr Shadbolt** **Seconded Cr Davies** **CARRIED 6/0**

## 7.4. STRATEGIC PROJECTS

**FILE REFERENCE:**
**REPORTING OFFICER:** Caroline Robinson
**DISCLOSURE OF INTEREST:** Nil
**DATE:** 16 June 2020
**ATTACHMENT NUMBER:** Nil
**CONSULTATION:** Waste Authority
InfraNomics
WDC
Department of Communications (Fed)
**STATUTORY ENVIRONMENT:** Nil
**VOTING REQUIREMENT:** Simple Majority

**COMMENT**

Rather than providing an update on strategic projects, the NEWROC EO has summarised the current priorities of the NEWROC, and a summary of the proposed projects and potential funding opportunities. This is an attempt to provide clarity to member Councils regarding NEWROC activities and to forward plan any resources the group or individual members may need to consider at or after the Strategy Day. Additionally, there are some new funding announcements and upcoming closing dates which may place some urgency on decisions.

The current strategic initiatives being worked on by the NEWROC EO:

| **Theme** | **Project** | **Potential Funding** | **NEWROC Contribution** |
|---|---|---|---|
| Telecommunications | Internet connectivity across a majority of the NEWROC area<br>***Ownership agreement requires clarity to progress* | | NEWROC |
| Waste | Improving each member's landfill site and possible inclusion of waste transfer stations<br>***Business case completed* | Waste Authority | |
| Energy | Back up power for Telstra during extended outages<br><br>And/or<br><br>Mobile telecommunication towers | Pilot project with Telstra<br><br><br>Telecommunications Grant (see notes) | Potentially 50% cash contribution |
| | Micro-grids to support towns / business clusters | MICROGRID grant application submitted (unconfirmed outcome)<br><br>ARENA<br>Energy CRC<br><br>REDS | <br><br><br><br>$100K plus |
| IPR | NEWROC Strategic Plan and improving each member's IPR suite of documents | DLG<br>LG Professionals | $10K NEWROC (Confirmed) |
| Childcare | New service in Wyalkatchem and Koorda. | Lotterywest | Individual Councils |

| | | | |
|---|---|---|---|
| | Childcare jobs pool to assist Bencubbin and Beacon | | REED |
| Health | Engagement of previous Kununoppin Medical Scholarship Recipients for a return to the NEWROC communities | Nil required | Already funded |
| NEWROC Governance | Review of MoU and forward direction (in line with IPR Project)<br>***Dependent on strategy day* | Nil required | Nil required |
| **Additional initiatives suggested by the NEWROC EO** | | | |
| Economic Development | Improving the capacity and skill set of Shire staff and CRC's as local economic development practitioners – EDA Elected and Community Leader Stream (as below). Opportunity to create a small team of local practioners to help progress economic development priorities for individual members and NEWROC | REDS | 30% project cost in cash from NEWROC |

These projects are presented as an update and may change in light of the Strategy Day.

**RESOLUTION**

**Information be received**

**Moved Cr Davies** **Seconded Cr Brown** **CARRIED 6/0**

## 8. EMERGING NEWROC ISSUES as notified, introduced by decision of the Meeting

Nil

## 9. Other Business

Nil

## 10. 2020 MEETING SCHEDULE

| | | |
|---|---|---|
| 23 June | Council | Shire of Mukinbudin |
| 28 July | Executive | Kellerberrin |
| 25 August | Council | Shire of Dowerin |
| 29 September | Executive | Shire of Wyalkatchem |
| 27 October | Council | Shire of Wyalkatchem |
| 24 November | Executive | Shire of Trayning |
| 8 December | Council | Shire of Koorda |

## 11. CLOSURE

Cr Stratford thanked everyone for their attendance and input into the meeting and strategy session. Thanks also to the Shire of Mukinbudin for hosting the day.

The meeting was closed at 3.41pm

# SHIRE OF KOORDA

# MONTHLY FINANCIAL REPORT

**(Containing the Statement of Financial Activity)**

## For the period ending 30 June 2020

**LOCAL GOVERNMENT ACT 1995**
**LOCAL GOVERNMENT (FINANCIAL MANAGEMENT) REGULATIONS 1996**

## TABLE OF CONTENTS


| | | |
|---|---|---|
| Monthly Summary Information | | 2 |
| Statement of Financial Activity by Program | | 5 |
| Statement of Financial Activity by Nature or Type | | 7 |
| Note 1 | Statement of Financial Activity Information | 8 |
| Note 2 | Cash and Financial Assets | 9 |
| Note 3 | Receivables | 10 |
| Note 4 | Other assets | 11 |
| Note 5 | Payables | 12 |
| Note 6 | Rate Revenue | 13 |
| Note 7 | Disposal of Assets | 15 |
| Note 8 | Capital Acquisitions | 16 |
| Note 9 | Cash Reserves | 18 |
| Note 10 | Other Liabilities | 20 |
| Note 11 | Operating grants and contributions | 21 |
| Note 12 | Non operating grants and contributions | 22 |
| Note 13 | Budget Amendments | 23 |
| Note 14 | Variance | 24 |

## PREPARATION TIMING AND REVIEW

Date prepared: All known transactions up to July 2020

## BASIS OF PREPARATION

### REPORT PURPOSE

This report is prepared to meet the requirements of *Local Government (Financial Management) Regulations 1996* , *Regulation 34* . Note: The statements and accompanying notes are prepared based on all transactions recorded at the time of preparation and may vary due to transactions being processed for the reporting period after the date of preparation.

### BASIS OF ACCOUNTING

This statement comprises a special purpose financial report which has been prepared in accordance with Australian Accounting Standards (as they apply to local governments and not-for-profit entities and to the extent they are not in-consistent with the *Local Government Act 1995* and accompanying regulations), Australian Accounting Interpretations, other authoritative pronouncements of the Australian Accounting Standards Board, the *Local Government Act 1995* and accompanying regulations. Accounting policies which have been adopted in the preparation of this financial report have been consistently applied unless stated otherwise.

Except for cash flow and rate setting information, the report has been prepared on the accrual basis and is based on historical costs, modified, where applicable, by the measurement at fair value of selected non-current assets, financial assets and liabilities.

### THE LOCAL GOVERNMENT REPORTING ENTITY

All Funds through which the Council controls resources to carry on its functions have been included in this statement. In the process of reporting on the local government as a single unit, all transactions and balances between those funds (for example, loans and transfers between Funds) have been eliminated. All monies held in the Trust Fund are excluded from the statement, but a separate statement of those monies appears at Note 12.

## SIGNIFICANT ACCOUNTING POLICES

### GOODS AND SERVICES TAX

Revenues, expenses and assets are recognised net of the amount of GST, except where the amount of GST incurred is not recoverable from the Australian Taxation Office (ATO). Receivables and payables are stated inclusive of GST receivable or payable. The net amount of GST recoverable from, or payable to, the ATO is included with receivables or payables in the statement of financial position. Cash flows are presented on a gross basis. The GST components of cash flows arising from investing or financing activities which are recoverable from, or payable to, the ATO are presented as operating cash flows.

### CRITICAL ACCOUNTING ESTIMATES

The preparation of a financial report in conformity with Australian Accounting Standards requires management to make judgements, estimates and assumptions that effect the application of policies and reported amounts of assets and liabilities, income and expenses. The estimates and associated assumptions are based on historical experience and various other factors that are believed to be reasonable under the circumstances; the results of which form the basis of making the judgements about carrying values of assets and liabilities that are not readily apparent from other sources. Actual results may differ from these estimates.

### ROUNDING OFF FIGURES

All figures shown in this statement are rounded to the nearest dollar.

# SUMMARY GRAPHS

## OPERATING REVENUE

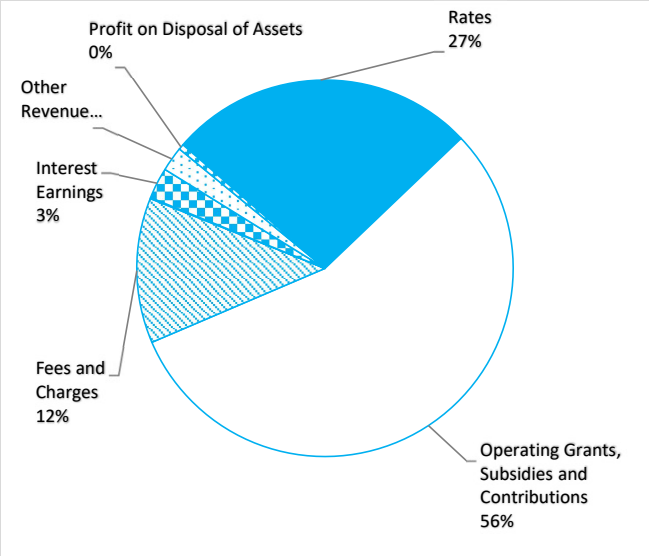


## OPERATING EXPENSES

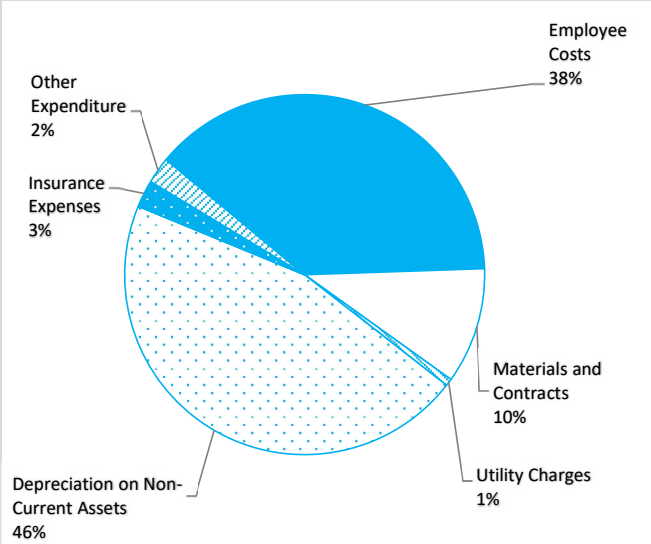


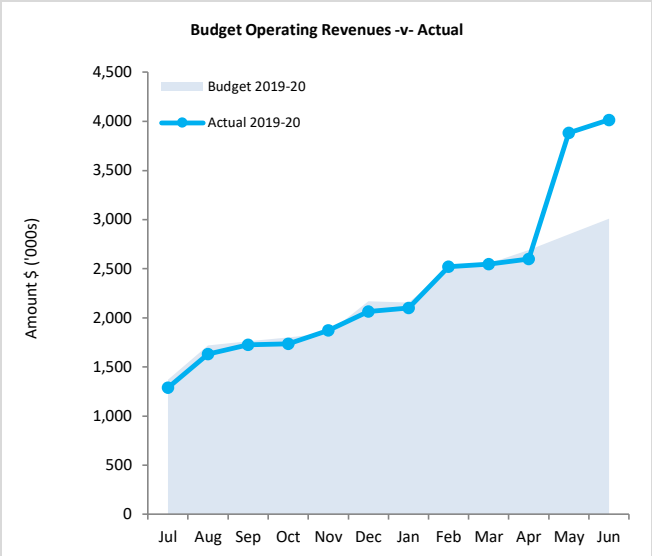


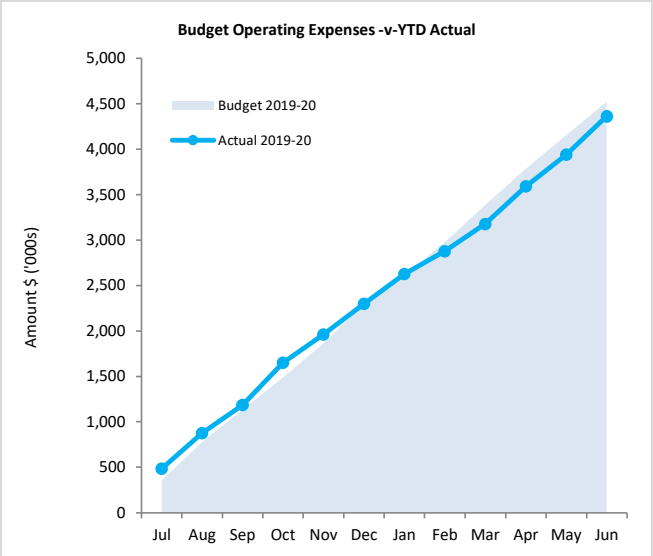


## CAPITAL REVENUE

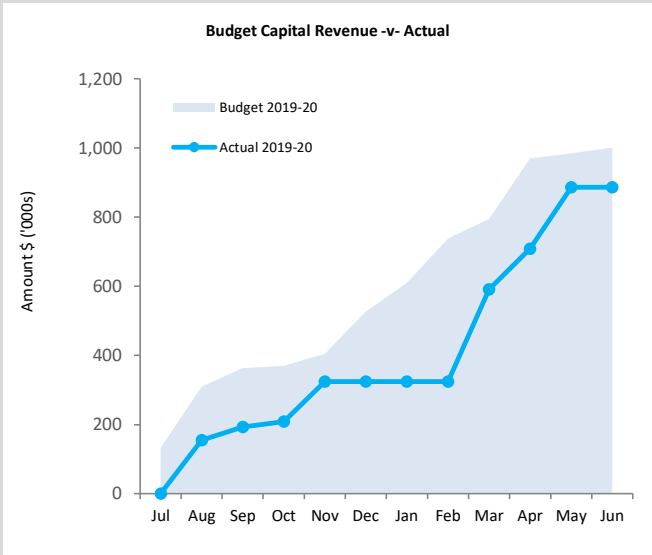


## CAPITAL EXPENSES

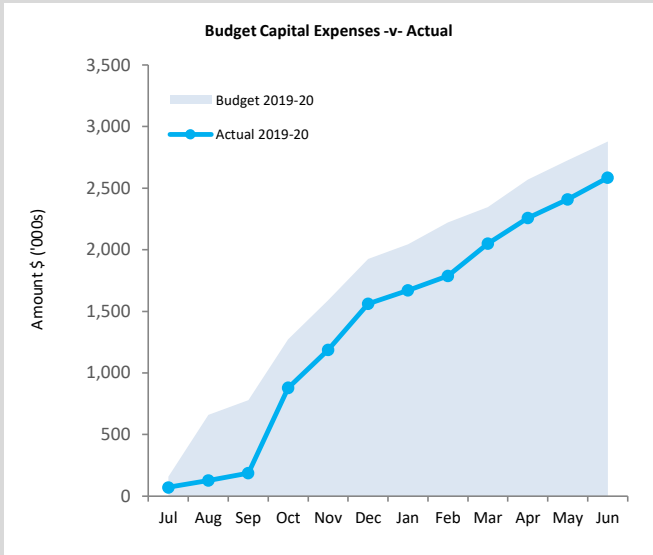


This information is to be read in conjunction with the accompanying Financial Statements and Notes.

**KEY TERMS AND DESCRIPTIONS**

**FOR THE PERIOD ENDED 30 JUNE 2020**

## STATUTORY REPORTING PROGRAMS

Shire operations as disclosed in these financial statements encompass the following service orientated activities/programs.

| | ACTIVITIES |
|---|---|
| **GOVERNANCE** | |
| To provide decision making process for the efficient allocation of scarce resources. | Includes the activities of members of Council and the administrative support available to the Council for the provision of governance of the district. Other costs relate to the task of assisting elected members and ratepayers on matters which do not concern specific Council services. |
| **GENERAL PURPOSE FUNDING** | |
| To collect revenue to allow for the provision of services. | Rates, general purpose government grants and interest revenue. |
| **LAW, ORDER, PUBLIC SAFETY** | |
| To provide services to help ensure a safer and environmentally conscious community. | Supervision and enforcement of various local laws realting to fire prevention, animal control and other aspects of public safety including emergency services. |
| **HEALTH** | |
| To provide an operational framework for environmental and community health. | Inspection of food outlets and their control, provision of meat inspection services, noise control and waste disposal compliance. |
| **EDUCATION AND WELFARE** | |
| To provide services to disadvantaged persons, the elderly, children and youth. | Maintenance of child minding centre, playgroup centre, senior citizen centre and aged care centre. Provision and maintenance of home and community care programs and youth services. |
| **HOUSING** | |
| To provde and maintain elderly residents housing. | Provision and maintenance of elderly residents housing. |
| **COMMUNITY AMENITIES** | |
| To provide services required by the community. | Rubbish collection services, operation of rubbish disposal sites, litter control, construction and maintenance or urban storm water drains, protection of the environment and administration of town planning schemes, cemetery and public conveniences. |
| **RECREATION AND CULTURE** | |
| To establish and effectively manage infrastructure and resources which will help the social well being of the community. | Maintenance of public halls, civic centres, aquatic centre, beaches, recreation centres and various sporting facilities. Provision and maintenance of parks, gardens and playgrounds. Operation of library, museum and other cultural facilities. |
| **TRANSPORT** | |
| To provide safe, effective and efficient transport services to the community. | Construction and maintenance of roads, streets, footpaths, depots, cycle ways, parking facilities and traffic control. Cleaning of streets and maintenance of street trees, street lighting etc. |
| **ECONOMIC SERVICES** | |
| To help promote the Shire and its economic well being. | Tourism and area promotion including the maintenance and operation of a caravan park. Provision of rural services including weed control, vermin control and standpipes. Building control. |
| **OTHER PROPERTY AND SERVICES** | |
| To monitor and control Council's overheads operating accounts. | Private works operation, plant repair and operation costs and engineering operation costs. |

**STATEMENT OF FINANCIAL ACTIVITY**
**FOR THE PERIOD ENDED 30 JUNE 2020**

## STATUTORY REPORTING PROGRAMS

| | Ref Note | Amended Budget | YTD Budget (a) | YTD Actual (b) | Var. $ (b)-(a) | Var. % (b)-(a)/(a) | Var. |
|---|---|---|---|---|---|---|---|
| | | $ | $ | $ | $ | % | |
| **Opening funding surplus / (deficit)** | 1(c) | 1,054,445 | 1,054,445 | **1,087,368** | 32,923 | 3.12% | |
| **Revenue from operating activities** | | | | | | | |
| Governance | | 84,952 | 84,952 | **72,105** | (12,847) | (15.12%) | ▼ |
| General purpose funding - rates | 6 | 1,066,030 | 1,066,030 | **1,062,833** | (3,197) | (0.30%) | |
| General purpose funding - other | | 1,085,370 | 1,085,370 | **2,070,251** | 984,881 | 90.74% | ▲ |
| Law, order and public safety | | 17,707 | 17,707 | **19,756** | 2,049 | 11.57% | |
| Health | | 7,060 | 7,060 | **19,011** | 11,951 | 169.28% | ▲ |
| Housing | | 198,676 | 198,676 | **213,777** | 15,101 | 7.60% | |
| Community amenities | | 189,792 | 189,792 | **190,837** | 1,045 | 0.55% | |
| Recreation and culture | | 99,169 | 99,169 | **103,470** | 4,301 | 4.34% | |
| Transport | | 161,771 | 161,771 | **170,811** | 9,040 | 5.59% | |
| Economic services | | 30,740 | 30,740 | **34,072** | 3,332 | 10.84% | |
| Other property and services | | 68,003 | 68,003 | **58,250** | (9,753) | (14.34%) | |
| | | **3,009,270** | **3,009,270** | **4,015,173** | 1,005,903 | | |
| **Expenditure from operating activities** | | | | | | | |
| Governance | | (525,166) | (525,166) | **(407,695)** | 117,471 | 22.37% | ▲ |
| General purpose funding | | (109,923) | (109,923) | **(105,229)** | 4,694 | 4.27% | |
| Law, order and public safety | | (95,703) | (95,703) | **(74,938)** | 20,765 | 21.70% | ▲ |
| Health | | (171,075) | (171,075) | **(147,262)** | 23,813 | 13.92% | ▲ |
| Education and welfare | | (46,892) | (46,892) | **(47,491)** | (599) | (1.28%) | |
| Housing | | (286,896) | (286,896) | **(273,809)** | 13,087 | 4.56% | |
| Community amenities | | (315,127) | (315,127) | **(270,366)** | 44,761 | 14.20% | ▲ |
| Recreation and culture | | (981,774) | (981,774) | **(1,000,214)** | (18,440) | (1.88%) | |
| Transport | | (1,727,230) | (1,727,230) | **(1,778,880)** | (51,650) | (2.99%) | |
| Economic services | | (252,828) | (252,828) | **(242,942)** | 9,886 | 3.91% | |
| Other property and services | | (10,786) | (10,786) | **(14,130)** | (3,344) | (31.00%) | |
| | | **(4,523,400)** | **(4,523,400)** | **(4,362,956)** | 160,444 | | |
| Non-cash amounts excluded from operating activities | 1(a) | 1,947,300 | 1,947,300 | **2,166,618** | 219,318 | 11.26% | ▲ |
| **Amount attributable to operating activities** | | **433,170** | **433,170** | **1,818,835** | 1,385,665 | | |
| **Investing Activities** | | | | | | | |
| Proceeds from non-operating grants, subsidies and contributions | 12 | 774,971 | 774,971 | **701,890** | (73,081) | (9.43%) | |
| Proceeds from disposal of assets | 7 | 225,727 | 225,727 | **184,408** | (41,319) | (18.30%) | ▼ |
| Purchase of property, plant and equipment | 8 | (1,377,200) | (1,377,200) | **(1,115,643)** | 261,557 | 18.99% | ▲ |
| Purchase of infrastructure | 8 | (1,503,000) | (1,503,000) | **(1,469,232)** | 33,768 | 2.25% | |
| **Amount attributable to investing activities** | | **(1,879,502)** | **(1,879,502)** | **(1,698,577)** | 180,925 | | |
| **Financing Activities** | | | | | | | |
| Transfer from reserves | 9 | 1,093,000 | 0 | **0** | 0 | 0.00% | |
| Transfer to reserves | 9 | (635,295) | (491,254) | **(491,254)** | 0 | 0.00% | |
| **Amount attributable to financing activities** | | **457,705** | **(491,254)** | **(491,254)** | 0 | | |
| **Closing funding surplus / (deficit)** | 1(c) | **65,818** | **(883,141)** | **716,372** | | | |

**KEY INFORMATION**
▲▼ Indicates a variance between Year to Date (YTD) Actual and YTD Actual data as per the adopted materiality threshold. Refer to threshold. Refer to Note 14 for an explanation of the reasons for the variance.
The material variance adopted by Council for the 2019-20 year is $10,000 or 10.00% whichever is the greater.
This statement is to be read in conjunction with the accompanying Financial Statements and notes.

**KEY TERMS AND DESCRIPTIONS**
**FOR THE PERIOD ENDED 30 JUNE 2020**

# NATURE OR TYPE DESCRIPTIONS

## REVENUE

**RATES**
All rates levied under the *Local Government Act 1995.* Includes general, differential, specific area rates, minimum rates, interim rates, back rates, ex-gratia rates, less discounts offered. Exclude administration fees, interest on instalments, interest on arrears and service charges.

**OPERATING GRANTS, SUBSIDIES AND CONTRIBUTIONS**
Refer to all amounts received as grants, subsidies and contributions that are not non-operating grants.

**NON-OPERATING GRANTS, SUBSIDIES AND CONTRIBUTIONS**
Amounts received specifically for the acquisition, construction of new or the upgrading of non-current assets paid to a local government, irrespective of whether these amounts are received as capital grants, subsidies, contributions or donations.

**PROFIT ON ASSET DISPOSAL**
Profit on the disposal of assets including gains on the disposal of long term investments. Losses are disclosed under the expenditure classifications.

**FEES AND CHARGES**
Revenues (other than service charges) from the use of facilities and charges made for local government services, sewerage rates, rentals, hire charges, fee for service, photocopying charges, licences, sale of goods or information, fines, penalties and administration fees. Local governments may wish to disclose more detail such as rubbish collection fees, rental of property, fines and penalties, other fees and charges.

**SERVICE CHARGES**
Service charges imposed under *Division 6 of Part 6 of the Local Government Act 1995 . Regulation 54 of the Local Government (Financial Management) Regulations 1996* identifies these as television and radio broadcasting, underground electricity and neighbourhood surveillance services. Exclude rubbish removal charges.

**INTEREST EARNINGS**
Interest and other items of a similar nature received from bank and investment accounts, interest on rate instalments, interest on rate arrears and interest on debtors.

**OTHER REVENUE / INCOME**
Other revenue, which can not be classified under the above headings, includes dividends, discounts, rebates etc.

## EXPENSES

**EMPLOYEE COSTS**
All costs associate with the employment of person such as salaries, wages, allowances, benefits such as vehicle and housing, superannuation, employment expenses, removal expenses, relocation expenses, worker's compensation insurance, training costs, conferences, safety expenses, medical examinations, fringe benefit tax, etc.

**MATERIALS AND CONTRACTS**
All expenditures on materials, supplies and contracts not classified under other headings. These include supply of goods and materials, legal expenses, consultancy, maintenance agreements, communication expenses, advertising expenses, membership, periodicals, publications, hire expenses, rental, leases, postage and freight etc. Local governments may wish to disclose more detail such as contract services, consultancy, information technology, rental or lease expenditures.

**UTILITIES (GAS, ELECTRICITY, WATER, ETC.)**
Expenditures made to the respective agencies for the provision of power, gas or water. Exclude expenditures incurred for the reinstatement of roadwork on behalf of these agencies.

**INSURANCE**
All insurance other than worker's compensation and health benefit insurance included as a cost of employment.

**LOSS ON ASSET DISPOSAL**
Loss on the disposal of fixed assets.

**DEPRECIATION ON NON-CURRENT ASSETS**
Depreciation expense raised on all classes of assets.

**INTEREST EXPENSES**
Interest and other costs of finance paid, including costs of finance for loan debentures, overdraft accommodation and refinancing expenses.

**OTHER EXPENDITURE**
Statutory fees, taxes, provision for bad debts, member's fees or State taxes. Donations and subsidies made to community groups.

**STATEMENT OF FINANCIAL ACTIVITY**
**FOR THE PERIOD ENDED 30 JUNE 2020**

## BY NATURE OR TYPE

| | Ref Note | Amended Budget | YTD Budget (a) | YTD Actual (b) | Var. $ (b)-(a) | Var. % (b)-(a)/(a) | Var. |
|---|---|---|---|---|---|---|---|
| | | $ | $ | $ | $ | % | |
| **Opening funding surplus / (deficit)** | 1(c) | 1,054,445 | 1,054,445 | **1,087,368** | 32,923 | 3.12% | |
| **Revenue from operating activities** | | | | | | | |
| Rates | 6 | 1,066,030 | 1,066,030 | **1,062,833** | (3,197) | (0.30%) | |
| Operating grants, subsidies and contributions | 11 | 1,204,333 | 1,204,333 | **2,237,510** | 1,033,177 | 85.79% | ▲ |
| Fees and charges | | 470,794 | 470,794 | **500,196** | 29,402 | 6.25% | |
| Service charges | | 3,450 | 3,450 | **3,450** | 0 | 0.00% | |
| Interest earnings | | 148,500 | 148,500 | **107,913** | (40,587) | (27.33%) | ▼ |
| Other revenue | | 97,389 | 97,389 | **84,577** | (12,812) | (13.16%) | ▼ |
| Profit on disposal of assets | 7 | 18,774 | 18,774 | **18,694** | (80) | (0.43%) | |
| | | **3,009,270** | **3,009,270** | **4,015,173** | 1,005,903 | | |
| **Expenditure from operating activities** | | | | | | | |
| Employee costs | | (1,837,387) | (1,837,387) | **(1,661,274)** | 176,113 | 9.58% | |
| Materials and contracts | | (435,189) | (435,189) | **(455,353)** | (20,164) | (4.63%) | |
| Utility charges | | (32,500) | (32,500) | **(27,638)** | 4,862 | 14.96% | |
| Depreciation on non-current assets | | (1,946,506) | (1,946,506) | **(1,992,890)** | (46,384) | (2.38%) | |
| Insurance expenses | | (120,000) | (120,000) | **(106,716)** | 13,284 | 11.07% | ▲ |
| Other expenditure | | (132,250) | (132,250) | **(103,765)** | 28,485 | 21.54% | ▲ |
| Loss on disposal of assets | 7 | (19,568) | (19,568) | **(15,320)** | 4,248 | 21.71% | |
| | | **(4,523,400)** | **(4,523,400)** | **(4,362,956)** | 160,444 | | |
| Non-cash amounts excluded from operating activities | 1(a) | 1,947,300 | 1,947,300 | **2,166,618** | 219,318 | 11.26% | ▲ |
| **Amount attributable to operating activities** | | **433,170** | **433,170** | **1,818,835** | 1,385,665 | | ▲ |
| **Investing activities** | | | | | | | |
| Proceeds from non-operating grants, subsidies and contributions | 12 | 774,971 | 774,971 | **701,890** | (73,081) | (9.43%) | |
| Proceeds from disposal of assets | 7 | 225,727 | 225,727 | **184,408** | (41,319) | (18.30%) | ▼ |
| Payments for property, plant and equipment | 8 | (1,377,200) | (1,377,200) | **(1,115,643)** | 261,557 | (18.99%) | ▲ |
| Payments for infrastructure | 8 | (1,503,000) | (1,503,000) | **(1,469,232)** | 33,768 | (2.25%) | |
| **Amount attributable to investing activities** | | **(1,879,502)** | **(1,879,502)** | **(1,698,577)** | 180,925 | | |
| **Financing Activities** | | | | | | | |
| Transfer from reserves | 9 | 1,093,000 | 0 | **0** | 0 | 0.00% | |
| Transfer to reserves | 9 | (635,295) | (491,254) | **(491,254)** | 0 | 0.00% | |
| **Amount attributable to financing activities** | | **457,705** | **(491,254)** | **(491,254)** | 0 | | |
| **Closing funding surplus / (deficit)** | 1(c) | **65,818** | **(883,141)** | **716,372** | | | |

**KEY INFORMATION**
▲▼ Indicates a variance between Year to Date (YTD) Actual and YTD Actual data as per the adopted materiality threshold.
Refer to Note 14 for an explanation of the reasons for the variance.
This statement is to be read in conjunction with the accompanying Financial Statements and Notes.

## NOTE 1
## STATEMENT OF FINANCIAL ACTIVITY INFORMATION

### (a) Non-cash items excluded from operating activities

The following non-cash revenue and expenditure has been excluded from operating activities within the Statement of Financial Activity in accordance with Financial Management Regulation 32.

| Non-cash items excluded from operating activities | Notes | Amended Budget | YTD Budget (a) | YTD Actual (b) |
|---|---|---|---|---|
| | | $ | $ | $ |
| **Adjustments to operating activities** | | | | |
| Less: Profit on asset disposals | 7 | (18,774) | (18,774) | (18,694) |
| Less: Movement in liabilities associated with restricted cash | | 0 | 0 | (21,773) |
| Less: Fair value adjustments to financial assets at amortised cost | | 0 | 0 | (864) |
| Movement in pensioner deferred rates (non-current) | | 0 | 0 | 596 |
| Add: Loss on asset disposals | 7 | 19,568 | 19,568 | 15,320 |
| Add: Depreciation on assets | | 1,946,506 | 1,946,506 | 1,992,890 |
| Less: Contract liabilities not expected to be cleared at year end | | 0 | 0 | 199,143 |
| **Total non-cash items excluded from operating activities** | | **1,947,300** | **1,947,300** | **2,166,618** |

### (b) Adjustments to net current assets in the Statement of Financial Activity

The following current assets and liabilities have been excluded from the net current assets used in the Statement of Financial Activity in accordance with *Financial Management Regulation* 32 to agree to the surplus/(deficit) after imposition of general rates.

| | | Last Year Closing 30 June 2019 | This Year Opening 1 July 2019 | This Time Last Year 30 Jun 2019 | Year to Date 30 June 2020 |
|---|---|---|---|---|---|
| **Adjustments to net current assets** | | | | | |
| Less: Reserves - restricted cash | 9 | (5,623,122) | (5,623,122) | (5,623,122) | (6,114,376) |
| Less: Non-current rates receivable | | 0 | 0 | (16,071) | 0 |
| Add: Provisions - employee | 10 | 220,118 | 220,118 | 213,977 | 198,345 |
| Add: Change in accounting policy | | 1,196 | 1,196 | 0 | 1,196 |
| **Total adjustments to net current assets** | | **(5,401,808)** | **(5,401,808)** | **(5,425,216)** | **(5,914,835)** |

### (c) Net current assets used in the Statement of Financial Activity

| | | | | | |
|---|---|---|---|---|---|
| **Current assets** | | | | | |
| Cash and cash equivalents | 2 | 6,120,009 | 6,120,009 | 6,977,050 | 6,831,540 |
| Financial assets at amortised cost | | 894,984 | 894,984 | 0 | 0 |
| Rates receivables | 3 | 102,623 | 102,623 | 122,619 | 136,658 |
| Receivables | 3 | 85,381 | 85,381 | 66,500 | 39,493 |
| Other current assets | 4 | 14,987 | 77,958 | 23,421 | 5,254 |
| **Less: Current liabilities** | | | | | |
| Payables | 5 | (541,613) | (541,613) | (407,125) | (161,620) |
| Contract liabilities | 10 | 0 | (30,048) | 0 | 0 |
| Provisions | 10 | (220,118) | (220,118) | (213,977) | (220,118) |
| **Less: Total adjustments to net current assets** | 1(b) | (5,401,808) | (5,401,808) | (5,425,216) | (5,914,835) |
| **Closing funding surplus / (deficit)** | | **1,054,445** | **1,087,368** | **1,143,272** | **716,372** |

**CURRENT AND NON-CURRENT CLASSIFICATION**

In the determination of whether an asset or liability is current or non-current, consideration is given to the time when each asset or liability is expected to be settled. Unless otherwise stated assets or liabilities are classified as current if expected to be settled within the next 12 months, being the Council's operational cycle.

## OPERATING ACTIVITIES
## NOTE 2
## CASH AND FINANCIAL ASSETS

| Description | Classification | Unrestricted | Restricted | Municipal Fund Cash | Trust Fund Cash | Institution | Interest Rate | Maturity Date |
|---|---|---|---|---|---|---|---|---|
| | | $ | $ | $ | $ | | | |
| **Cash on hand** | | | | | | | | |
| Municipal Account | Cash and cash equivalents | 105,839 | 0 | 105,839 | 0 | Bendigo | Variable | Nil |
| Licensing Account | Cash and cash equivalents | 52,890 | 0 | 52,890 | 0 | Bendigo | Variable | Nil |
| Savings Account | Cash and cash equivalents | 522,075 | 0 | 522,075 | 0 | Bendigo | Variable | Nil |
| ATM Control Account | Cash and cash equivalents | 28,230 | 0 | 28,230 | 0 | Bendigo | Nil | Nil |
| ATM Cash Account | Cash and cash equivalents | 6,770 | 0 | 6,770 | 0 | Bendigo | Nil | Nil |
| Cash on Hand | Cash and cash equivalents | 1,360 | 0 | 1,360 | 0 | Cash on hand | Nil | Nil |
| Term Deposit XXXXXX932 | Cash and cash equivalents | 0 | 4,804,963 | 4,804,963 | 0 | Bendigo | 0.95% | Jan-21 |
| Term Deposit XXXXXX965 | Cash and cash equivalents | 0 | 1,309,413 | 1,309,413 | 0 | Bendigo | 0.95% | Jan-21 |
| **Total** | | **717,164** | **6,114,376** | **6,831,540** | **0** | | | |
| **Comprising** | | | | | | | | |
| Cash and cash equivalents | | 717,164 | 6,114,376 | 6,831,540 | 0 | | | |
| | | **717,164** | **6,114,376** | **6,831,540** | **0** | | | |

**KEY INFORMATION**

Cash and cash equivalents include cash on hand, cash at bank, deposits available on demand with banks and other short term highly liquid investments highly liquid investments with original maturities of three months or less that are readily convertible to known amounts of cash and which are subject to an insignificant risk of changes in value and bank overdrafts. Bank overdrafts are reported as short term borrowings in current liabilities in the statement of net current assets.

The local government classifies financial assets at amortised cost if both of the following criteria are met:
- the asset is held within a business model whose objective is to collect the contractual cashflows, and
- the contractual terms give rise to cash flows that are solely payments of principal and interest.

Financial assets at amortised cost held with registered financial institutions are listed in this note other financial assets at amortised cost are provided in Note 4 - Other assets.

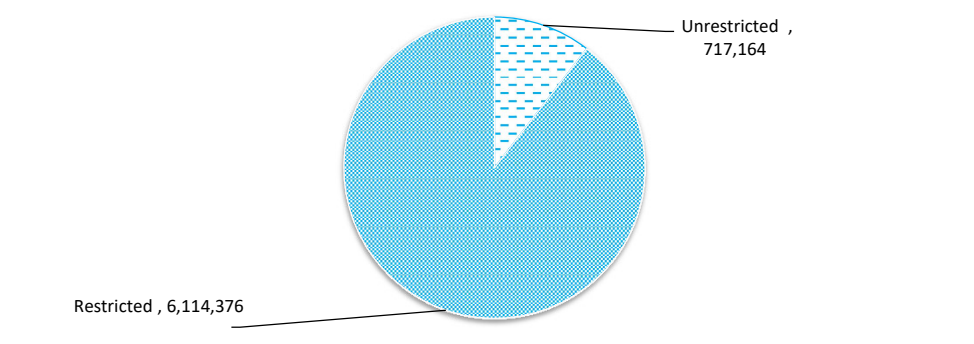


| Total Cash | Unrestricted |
|---|---|
| $6.83 M | $717,164 |

## OPERATING ACTIVITIES
## NOTE 3
## RECEIVABLES

| Rates receivable | 30 June 2019 | 30 Jun 20 |
|---|---|---|
| | $ | $ |
| Opening arrears previous years | 107,650 | 102,623 |
| Levied this year | 1,041,439 | 1,062,833 |
| Less - collections to date | (1,046,466) | (1,028,798) |
| Equals current outstanding | **102,623** | **136,658** |
| **Net rates collectable** | **102,623** | **136,658** |
| % Collected | 91.1% | 88.3% |

| Receivables - general | Credit | Current | 30 Days | 60 Days | 90+ Days | Total |
|---|---|---|---|---|---|---|
| | $ | $ | $ | $ | $ | $ |
| Receivables - general | 0 | 3,895 | 5,084 | 1,045 | 8,998 | 19,022 |
| Percentage | 0.0% | 20.5% | 26.7% | 5.5% | 47.3% | |
| **Balance per trial balance** | | | | | | |
| Sundry receivable | | | | | | 19,022 |
| GST receivable | | | | | | 23,147 |
| Allowance for impairment of receivables | | | | | | (2,676) |
| **Total receivables general outstanding** | | | | | | **39,493** |

Amounts shown above include GST (where applicable)

**KEY INFORMATION**

Trade and other receivables include amounts due from ratepayers for unpaid rates and service charges and other amounts due from third parties for goods sold and services performed in the ordinary course of business. Receivables expected to be collected within 12 months of the end of the reporting period are classified as current assets. All other receivables are classified as non-current assets. Collectability of trade and other receivables is reviewed on an ongoing basis. Debts that are known to be uncollectible are written off when identified. An allowance for doubtful debts is raised when there is objective evidence that they will not be collectible.

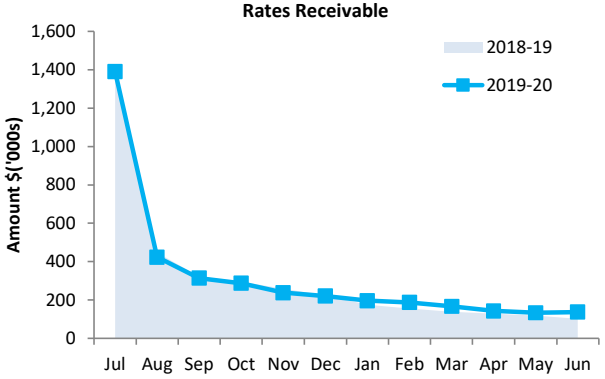


| Collected | Rates Due |
|---|---|
| 88.3% | $136,658 |

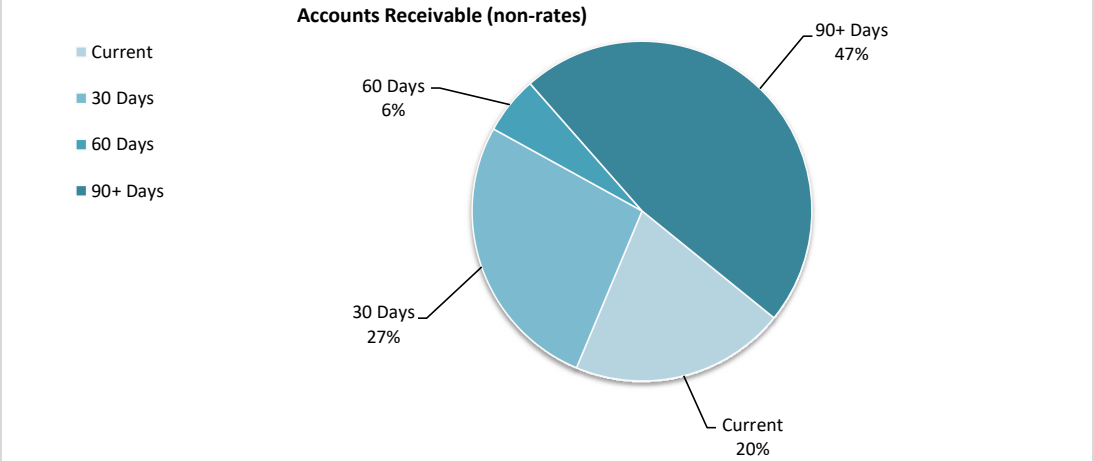


| Debtors Due |
|---|
| $39,493 |

| Over 30 Days |
|---|
| 80% |

| Over 90 Days |
|---|
| 47.3% |

# OPERATING ACTIVITIES
# NOTE 4
# OTHER CURRENT ASSETS

| Other current assets | Opening Balance 1 July 2019 | Asset Increase | Asset Reduction | Closing Balance 30 June 2020 |
|---|---|---|---|---|
| | $ | $ | $ | $ |
| **Inventory** | | | | |
| Stock on Hand | 14,987 | 0 | (9,733) | 5,254 |
| **Contract assets** | | | | |
| Contract assets | 62,971 | 0 | (62,971) | 0 |
| **Total other current assets** | **77,958** | | | **5,254** |
| **Amounts shown above include GST (where applicable)** | | | | |

**KEY INFORMATION**

**Inventory**
Inventories are measured at the lower of cost and net realisable value.
Net realisable value is the estimated selling price in the ordinary course of business less the estimated costs of completion and the estimated costs necessary to make the sale.

**Contract assets**
A contract asset is the right to consideration in exchange for goods or services the entity has transferred to a customer when that right is conditioned on something other than the passage of time.

# OPERATING ACTIVITIES
## NOTE 5
## Payables

| Payables - general | Credit | Current | 30 Days | 60 Days | 90+ Days | Total |
|---|---|---|---|---|---|---|
| | $ | $ | $ | $ | $ | $ |
| Payables - general | (18) | 24,791 | 0 | 0 | 0 | 24,773 |
| Percentage | 0% | 100.1% | 0% | 0% | 0% | |
| **Balance per trial balance** | | | | | | |
| Sundry creditors | | | | | | 24,772 |
| Accrued salaries and wages | | | | | | 24,312 |
| ATO liabilities | | | | | | 20,001 |
| Housing Bonds | | | | | | 18,064 |
| Other payables | | | | | | 74,471 |
| **Total payables general outstanding** | | | | | | **161,620** |
| **Amounts shown above include GST (where applicable)** | | | | | | |

**KEY INFORMATION**

Trade and other payables represent liabilities for goods and services provided to the Shire that are unpaid and arise when the Shire becomes obliged to make future payments in respect of the purchase of these goods and services. The amounts are unsecured, are recognised as a current liability and are normally paid within 30 days of recognition.

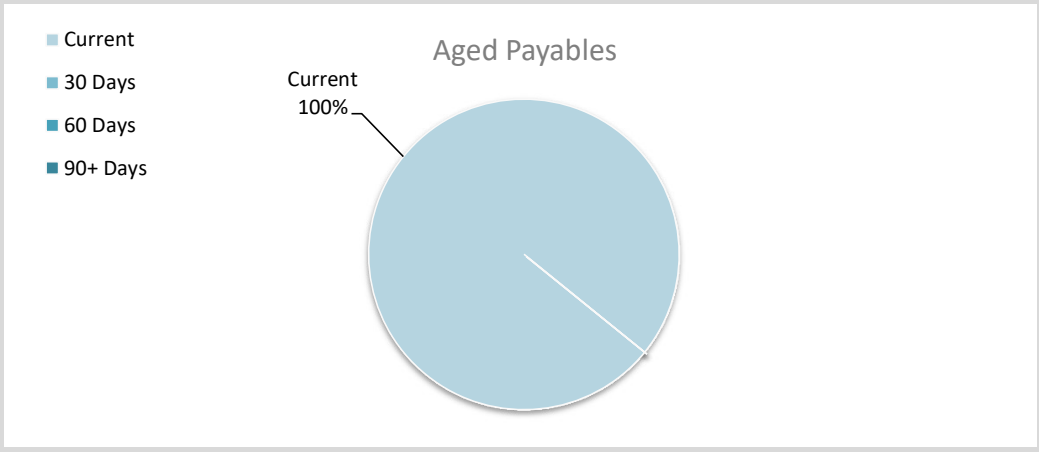


**Creditors Due**
**$161,620**

**Over 30 Days**
**0%**

**Over 90 Days**
**0%**

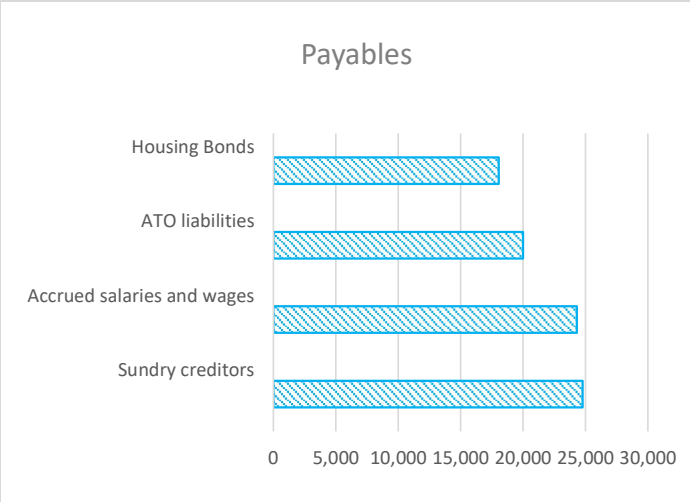


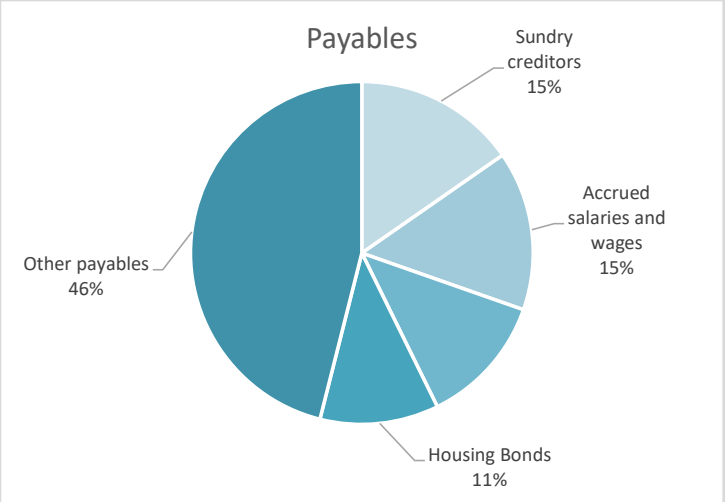

# OPERATING ACTIVITIES
# NOTE 6
# RATE REVENUE

| General rate revenue | | | | Budget | | | | YTD Actual | | | |
|---|---|---|---|---|---|---|---|---|---|---|---|
| | Rate in $ (cents) | Number of Properties | Rateable Value | Rate Revenue | Interim Rate | Back Rate | Total Revenue | Rate Revenue | Interim Rates | Back Rates | Total Revenue |
| **RATE TYPE** | | | | $ | $ | $ | $ | $ | $ | $ | $ |
| **Gross rental value** | | | | | | | | | | | |
| GRV | 0.113500 | 135 | 959,752 | 108,932 | 0 | 0 | 108,932 | 108,094 | 756 | 0 | 108,850 |
| **Unimproved value** | | | | | | | | | | | |
| UV | 0.019330 | 218 | 52,870,500 | 1,022,198 | 0 | 0 | 1,022,198 | 1,022,198 | (337) | 0 | 1,021,861 |
| **Sub-Total** | | 353 | 53,830,252 | 1,131,130 | 0 | 0 | 1,131,130 | 1,130,292 | 419 | 0 | 1,130,711 |
| **Minimum payment** | **Minimum $** | | | | | | | | | | |
| **Gross rental value** | | | | | | | | | | | |
| GRV | 400 | 26 | 26,790 | 10,400 | 0 | 0 | 10,400 | 10,800 | 0 | 0 | 10,800 |
| **Unimproved value** | | | | | | | | | | | |
| UV | 400 | 25 | 231,348 | 10,000 | 0 | 0 | 10,000 | 10,400 | 0 | 0 | 10,400 |
| **Sub-total** | | **51** | **258,138** | **20,400** | **0** | **0** | **20,400** | **21,200** | **0** | **0** | **21,200** |
| Discount | | | | | | | (85,500) | | | | (89,078) |
| **Amount from general rates** | | | | | | | **1,066,030** | | | | **1,062,833** |
| **Total general rates** | | | | | | | **1,066,030** | | | | **1,062,833** |

# OPERATING ACTIVITIES
# NOTE 6
# RATE REVENUE

**KEY INFORMATION**

Rates, grants, donations and other contributions are recognised as revenues when the local government obtains control over the assets comprising the contributions. Control over assets acquired from rates is obtained at the commencement of the rating period or, where earlier, upon receipt of the rates.

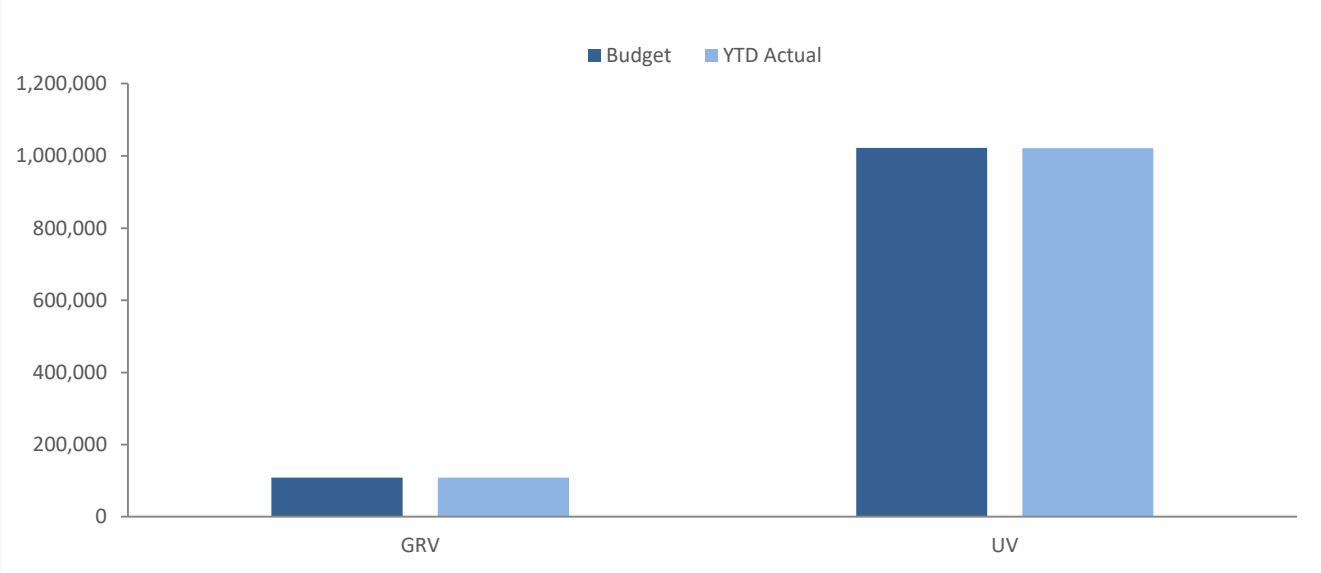


| General Rates | | |
|---|---|---|
| Budget | YTD Actual | % |
| $1.07 M | $1.06 M | 99.70% |

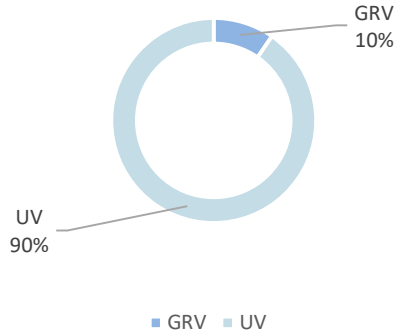

## OPERATING ACTIVITIES
## NOTE 7
## DISPOSAL OF ASSETS

| | | Budget | | | | YTD Actual | | | |
|---|---|---|---|---|---|---|---|---|---|
| Asset Ref. | Asset description | Net Book Value | Proceeds | Profit | (Loss) | Net Book Value | Proceeds | Profit | (Loss) |
| | | $ | $ | $ | $ | $ | $ | $ | $ |
| | **Plant and equipment** | | | | | | | | |
| | **Transport** | | | | | | | | |
| 9542 | WS Ute 1 (KD000) | 39,719 | 40,000 | 281 | 0 | 39,540 | 36,364 | 0 | (3,176) |
| 244 | Low Loader/Float (KD031) | 22,019 | 10,000 | 0 | (12,019) | 22,153 | 16,364 | 0 | (5,789) |
| 270 | Volvo Grader (KD019) | 20,237 | 37,727 | 17,490 | 0 | 20,237 | 37,727 | 17,490 | 0 |
| | Ranger Gardener Ute (KD058) | 13,776 | 12,000 | 0 | (1,776) | 0 | 0 | 0 | 0 |
| | **Other property and services** | | | | | | | | |
| 9541 | CEO 1 (KD0) | 33,997 | 35,000 | 1,003 | 0 | 34,112 | 35,316 | 1,204 | 0 |
| 9557 | CEO 2 (KD0) | 33,997 | 31,000 | 0 | (2,997) | 35,623 | 31,364 | 0 | (4,259) |
| 9544 | DCEO 1 (0KD) | 31,388 | 29,000 | 0 | (2,388) | 29,369 | 27,273 | 0 | (2,096) |
| | DCEO 1 (0KD) | 31,388 | 31,000 | 0 | (388) | 0 | 0 | 0 | 0 |
| | | **226,521** | **225,727** | **18,774** | **(19,568)** | **181,034** | **184,408** | **18,694** | **(15,320)** |

**KEY INFORMATION**

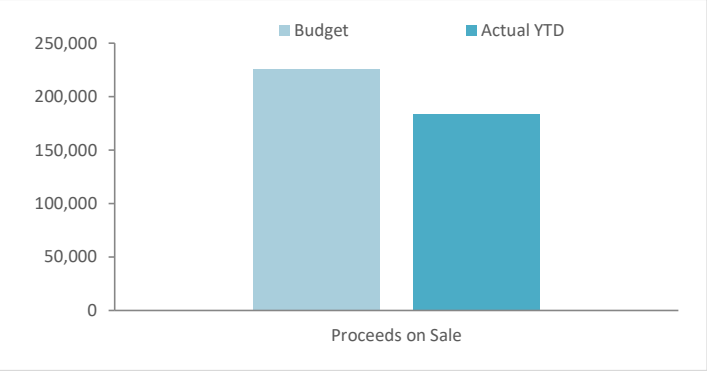


| Proceeds on sale | | |
|---|---|---|
| **Annual Budget** | **YTD Actual** | **%** |
| **$225,727** | **$184,408** | **82%** |

# INVESTING ACTIVITIES
# NOTE 8
# CAPITAL ACQUISITIONS

| Capital acquisitions | Amended Budget | YTD Budget | YTD Actual | YTD Actual Variance |
|---|---|---|---|---|
| | $ | $ | $ | $ |
| Building and Improvements | **545,200** | **545,200** | **500,416** | (44,784) |
| Plant and Equipment | **675,000** | **675,000** | **615,227** | (59,773) |
| Furniture and Equipment | **157,000** | **157,000** | **0** | (157,000) |
| Roads | **1,378,000** | **1,378,000** | **1,443,555** | 65,555 |
| Other Infrastructure | **125,000** | **125,000** | **25,677** | (99,323) |
| **Capital Expenditure Totals** | **2,880,200** | **2,880,200** | **2,584,875** | **(295,325)** |
| | | | | |
| **Capital Acquisitions Funded By:** | | | | |
| | $ | $ | $ | $ |
| Capital grants and contributions | **774,971** | **774,971** | **701,890** | (73,081) |
| Other (disposals & C/Fwd) | **225,727** | **225,727** | **184,408** | (41,319) |
| Cash backed reserves | | | | |
| Plant and equipment | **353,000** | **0** | **0** | 0 |
| Building | **520,000** | **0** | **0** | 0 |
| Recreation | **70,000** | **0** | **0** | 0 |
| IT & Admin | **150,000** | **0** | **0** | 0 |
| Contribution - operations | **786,502** | **1,879,502** | **1,698,577** | (180,925) |
| **Capital funding total** | **2,880,200** | **2,880,200** | **2,584,875** | **(295,325)** |

**SIGNIFICANT ACCOUNTING POLICIES**

All assets are initially recognised at cost. Cost is determined as the fair value of the assets given as consideration plus costs incidental to the acquisition. For assets acquired at no cost or for nominal consideration, cost is determined as fair value at the date of acquisition. The cost of non-current assets constructed by the local government includes the cost of all materials used in the construction, direct labour on the project and an appropriate proportion of variable and fixed overhead. Certain asset classes may be revalued on a regular basis such that the carrying values are not materially different from fair value. Assets carried at fair value are to be revalued with sufficient regularity to ensure the carrying amount does not differ materially from that determined using fair value at reporting date.

**KEY INFORMATION**

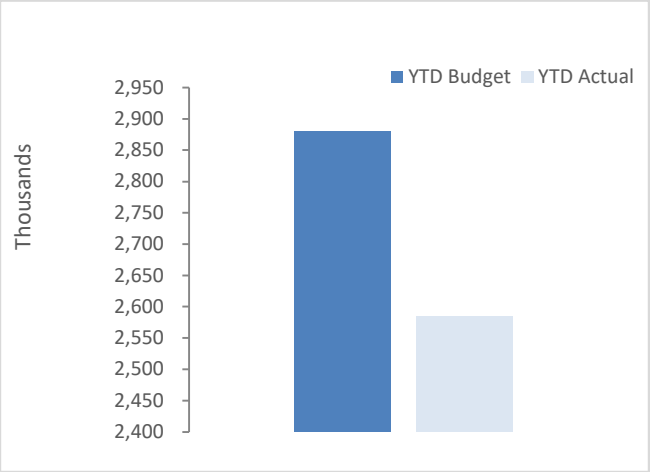


| Acquisitions | Annual Budget | YTD Actual | % Spent |
|---|---|---|---|
| | **$2.88 M** | **$2.58 M** | **90%** |

| Capital Grant | Annual Budget | YTD Actual | % Received |
|---|---|---|---|
| | **$774,971** | **$701,890** | **91%** |

# INVESTING ACTIVITIES
# NOTE 8
# CAPITAL ACQUISITIONS (CONTINUED)

| Capital Acquisitions | Amended Annual Budget | YTD Budget | YTD Actual | Variance (Under)/ Over |
|---|---|---|---|---|
| **Building and Improvements** | $ | $ | $ | |
| Lot 282 Pearman (Aircon) | 20,000 | 20,000 | 9,988 | (10,012) |
| Lot 274 (Segond) | 10,000 | 10,000 | 0 | (10,000) |
| Yalambee Units | 25,000 | 25,000 | 0 | (25,000) |
| L550DEF Newcarlbeon UF | 50,000 | 50,000 | 0 | (50,000) |
| Lot 204 (GROH) | 40,000 | 40,000 | 0 | (40,000) |
| L164C Lodge Street (GROH) | 350,000 | 350,000 | 386,673 | 36,673 |
| Depot - New Ablutions | 25,000 | 25,000 | 17,650 | (7,350) |
| Admin - Auto sliding door | 10,000 | 10,000 | 13,062 | 3,062 |
| Net/Basket-ball Court Resurface | 15,200 | 15,200 | 15,200 | 0 |
| L98 Greenham (Bathroom/Laundry) | 0 | 0 | 57,843 | 57,843 |
| **TOTAL - Building and Improvements** | **545,200** | **545,200** | **500,416** | (44,784) |
| **Plant & Equipment** | | | | |
| WS Ute 1 (Mar) | 55,000 | 55,000 | 49,336 | (5,664) |
| P31 L/Loader Float (Nov) | 40,000 | 40,000 | 50,000 | 10,000 |
| P19 Volvo Grader | 345,000 | 345,000 | 358,000 | 13,000 |
| P58 Garden Ford Ranger Tip Ute | 30,000 | 30,000 | 0 | (30,000) |
| Misc Plant | 15,000 | 15,000 | 0 | (15,000) |
| Exc. Vehicle 1 (Aug) | 40,000 | 40,000 | 39,853 | (147) |
| Exc. Vehicle 2 (Jan) | 60,000 | 60,000 | 62,885 | 2,885 |
| DCEO Vehicle | 54,000 | 54,000 | 55,153 | 1,153 |
| DCEO Vehicle | 36,000 | 36,000 | 0 | (36,000) |
| **TOTAL - Plant & Equipment** | **675,000** | **675,000** | **615,227** | (59,773) |
| **Furniture & Equipment** | | | | |
| Depot | 7,000 | 7,000 | 0 | (7,000) |
| Servers/Computers | 150,000 | 150,000 | 0 | (150,000) |
| **TOTAL - Furniture & Equipment** | **157,000** | **157,000** | **0** | (157,000) |
| **Roads** | | | | |
| Cooper Ref/Sheet | 0 | 0 | 51,643 | 51,643 |
| Koorda Kulja W/Seal (C4B) | 150,000 | 150,000 | 57,934 | (92,066) |
| Koorda Kulja W/Seal (C4A) | 0 | 0 | 98,012 | 98,012 |
| Koorda Kulja Reseal 9.00-12.50 | 90,000 | 90,000 | 30,286 | (59,714) |
| Koorda Kulja Reseal 29.00-31.00 | 112,000 | 112,000 | 153,142 | 41,142 |
| Burakin Wialki Reseal | 150,000 | 150,000 | 154,192 | 4,192 |
| Koorda Dowerin W/Seal | 150,000 | 150,000 | 154,758 | 4,758 |
| Koorda Dowerin Reseal | 71,000 | 71,000 | 62,384 | (8,616) |
| Cadoux Koorda Recon | 150,000 | 150,000 | 163,607 | 13,607 |
| Burakin Wialki W/Seal | 150,000 | 150,000 | 182,973 | 32,973 |
| Commonwealth Ref/Sheet | 70,000 | 70,000 | 112,692 | 42,692 |
| Kulja Central Ref/Sheet | 56,000 | 56,000 | 50,475 | (5,525) |
| Mollerin Rock Sth Ref/Sheet | 90,000 | 90,000 | 86,402 | (3,598) |
| Wilson Ref/Sheet | 90,000 | 90,000 | 0 | (90,000) |
| Koorda Kulja Shoulders | 49,000 | 49,000 | 85,055 | 36,055 |
| **TOTAL - Roads** | **1,378,000** | **1,378,000** | **1,443,555** | 65,555 |
| **Other Infrastructure** | | | | |
| Main Street Revitalisation | 40,000 | 40,000 | 0 | (40,000) |
| Rec (Recycled Water System) | 70,000 | 70,000 | 0 | (70,000) |
| Footpaths | 15,000 | 15,000 | 11,220 | (3,780) |
| L550 Cement Group Driveway | 0 | 0 | 14,457 | 14,457 |
| **TOTAL - Other Infrastructure** | **125,000** | **125,000** | **25,677** | **(99,323)** |
| | **2,880,200** | **2,880,200** | **2,584,875** | **(295,325)** |

**Cash backed reserve**

| Reserve name | Opening Balance | Budget Interest Earned | Actual Interest Earned | Budget Transfers In (+) | Actual Transfers In (+) | Budget Transfers Out (-) | Actual Transfers Out (-) | Budget Closing Balance | Actual YTD Closing Balance |
|---|---|---|---|---|---|---|---|---|---|
| | $ | $ | $ | $ | $ | $ | $ | $ | $ |
| Accrued Leave | 195,766 | 0 | 3,177 | 4,546 | 0 | 0 | 0 | 200,312 | 198,943 |
| Road | 590,547 | 0 | 9,584 | 111,391 | 100,000 | 0 | 0 | 701,938 | 700,131 |
| Plant and equipment | 713,279 | 0 | 11,575 | 116,563 | 100,000 | (353,000) | 0 | 476,842 | 824,854 |
| Building | 1,172,447 | 0 | 19,027 | 76,592 | 40,000 | (520,000) | 0 | 729,039 | 1,231,474 |
| TV Satellite | 31,136 | 0 | 505 | 723 | 0 | 0 | 0 | 31,859 | 31,641 |
| Recreation | 1,238,188 | 0 | 20,094 | 128,751 | 0 | (70,000) | 0 | 1,296,939 | 1,258,282 |
| Medical Practitioner | 291,116 | 0 | 4,725 | 6,760 | 0 | 0 | 0 | 297,876 | 295,841 |
| IT & Admin | 277,685 | 0 | 4,506 | 104,126 | 100,000 | (150,000) | 0 | 231,811 | 382,191 |
| Sewerage | 880,064 | 0 | 14,282 | 80,435 | 60,000 | 0 | 0 | 960,499 | 954,346 |
| Community bus | 61,261 | 0 | 994 | 1,423 | 0 | 0 | 0 | 62,684 | 62,255 |
| NRM | 21,520 | 0 | 349 | 500 | 0 | 0 | 0 | 22,020 | 21,869 |
| Waste Management | 150,113 | 0 | 2,436 | 3,485 | 0 | 0 | 0 | 153,598 | 152,549 |
| | **5,623,122** | **0** | **91,254** | **635,295** | **400,000** | **(1,093,000)** | **0** | **5,165,417** | **6,114,376** |

## KEY INFORMATION

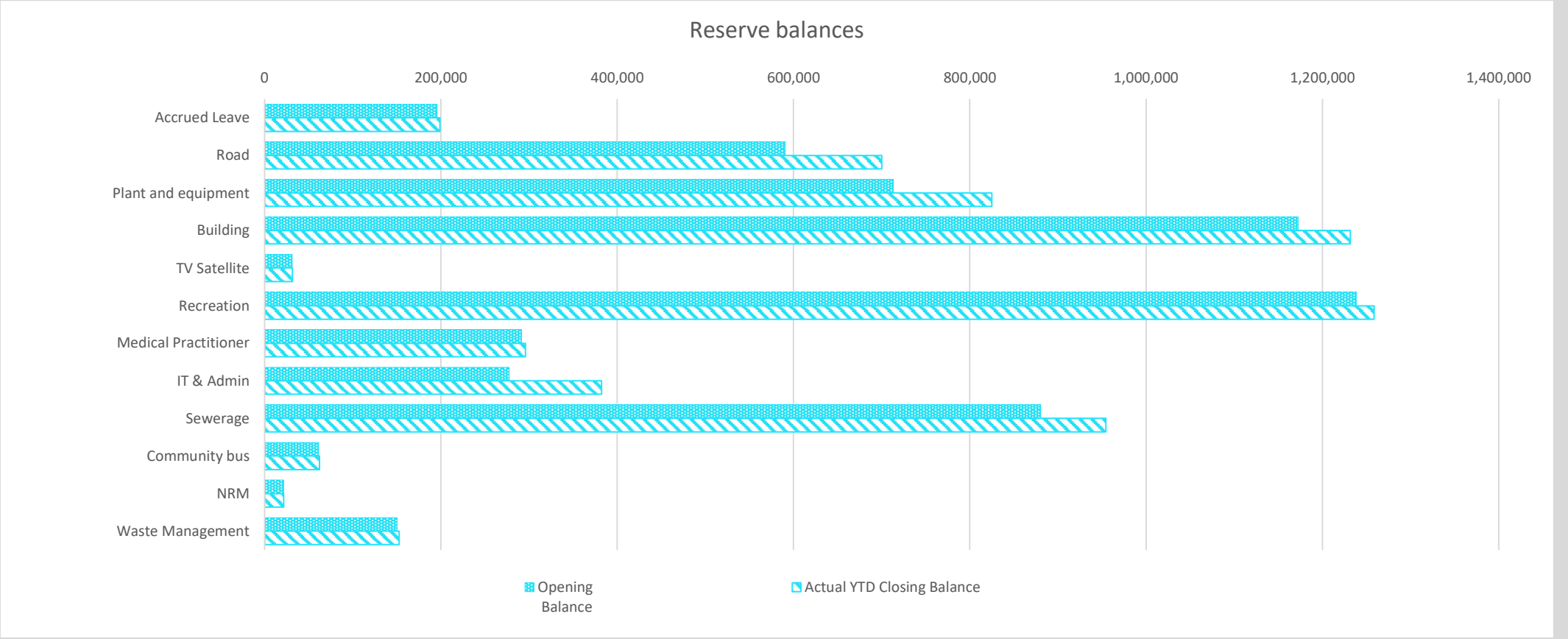

# OPERATING ACTIVITIES
# NOTE 10
# OTHER CURRENT LIABILITIES

| Other current liabilities | Note | Opening Balance 1 July 2019 | Liability Increase | Liability Reduction | Closing Balance 30 June 2020 |
|---|---|---|---|---|---|
| | | $ | $ | $ | $ |
| **Contract liabilities** | | | | | |
| Unspent grants, contributions and reimbursements - operating | | 30,048 | 52,857 | (82,905) | 0 |
| **Total unspent grants, contributions and reimbursements** | | 30,048 | 52,857 | (82,905) | 0 |
| **Provisions** | | | | | |
| Annual leave | | 119,823 | 0 | 0 | 119,823 |
| Long service leave | | 100,295 | 0 | 0 | 100,295 |
| **Total Provisions** | | 220,118 | 0 | 0 | 220,118 |
| **Total other current assets** | | **250,166** | | | **220,118** |

**Amounts shown above include GST (where applicable)**

**A breakdown of contract liabilities and associated movements is provided on the following pages at Note 11**

**KEY INFORMATION**

**Provisions**

Provisions are recognised when the Shire has a present legal or constructive obligation, as a result of past events, for which it is probable that an outflow of economic benefits will result and that outflow can be reliably measured.

Provisions are measured using the best estimate of the amounts required to settle the obligation at the end of the reporting period.

**Employee benefits**

**Short-term employee benefits**

Provision is made for the Shire's obligations for short-term employee benefits. Short-term employee benefits are benefits (other than termination benefits) that are expected to be settled wholly before 12 months after the end of the annual reporting period in which the employees render the related service, including wages, salaries and sick leave. Short-term employee benefits are measured at the (undiscounted) amounts expected to be paid when the obligation is settled.

The Shire's obligations for short-term employee benefits such as wages, salaries and sick leave are recognised as a part of current trade and other payables in the calculation of net current assets.

**Other long-term employee benefits**

The Shire's obligations for employees' annual leave and long service leave entitlements are recognised as provisions in the statement of financial position.

Long-term employee benefits are measured at the present value of the expected future payments to be made to employees. Expected future payments incorporate anticipated future wage and salary levels, durations of service and employee departures and are discounted at rates determined by reference to market yields at the end of the reporting period on government bonds that have maturity dates that approximate the terms of the obligations. Any remeasurements for changes in assumptions of obligations for other long-term employee benefits are recognised in profit or loss in the periods in which the changes occur. The Shire's obligations for long-term employee benefits are presented as non-current provisions in its statement of financial position, except where the Shire does not have an unconditional right to defer settlement for at least 12 months after the end of the reporting period, in which case the obligations are presented as current provisions.

**Contract liabilities**

An entity's obligation to transfer goods or services to a customer for which the entity has received consideration (or the amount is due) from the customer. Grants to acquire or construct recognisable non-financial assets to be controlled by the Shire are recognised as a liability until such time as the Shire satisfies its obligations under the agreement.

## NOTE 11
## OPERATING GRANTS AND CONTRIBUTIONS

| Provider | Unspent operating grant, subsidies and contributions liability | | | | | Operating grants, subsidies and contributions revenue | | |
|---|---|---|---|---|---|---|---|---|
| | Liability 1-Jul | Increase in Liability | Liability Reduction (As revenue) | Liability 30-Jun | Current Liability 30-Jun | Amended Budget Revenue | YTD Budget | YTD Revenue Actual |
| | $ | $ | $ | $ | $ | $ | $ | $ |
| **Operating grants and subsidies** | | | | | | | | |
| **Governance** | | | | | | | | |
| Grant Wheatbelt Secondary Freight Network | 100,000 | 252,000 | (71,905) | 280,095 | 0 | 84,952 | 84,952 | 71,905 |
| **General purpose funding** | | | | | | | | |
| Grants Commission | 0 | 0 | 0 | 0 | 0 | 620,000 | 620,000 | 1,286,972 |
| Federal Road Grant | 0 | 0 | 0 | 0 | 0 | 295,000 | 295,000 | 666,590 |
| **Law, order, public safety** | | | | | | | | |
| Subsidy - BFS | 0 | 0 | 0 | 0 | 0 | 11,381 | 11,381 | 12,876 |
| **Recreation and culture** | | | | | | | | |
| Grant - Aus Sport (Netball Resurface) | 11,000 | 0 | (11,000) | 0 | 0 | 11,000 | 11,000 | 11,000 |
| **Transport** | | | | | | | | |
| Grant - MRD Direct | 0 | 0 | 0 | 0 | 0 | 144,000 | 144,000 | 153,321 |
| **Other property and services** | | | | | | | | |
| Grant - Diesel Fuel Rebate | 0 | 0 | 0 | 0 | 0 | 38,000 | 38,000 | 34,846 |
| | **111,000** | **252,000** | **(82,905)** | **280,095** | **0** | **1,204,333** | **1,204,333** | **2,237,510** |
| **TOTALS** | **111,000** | **252,000** | **(82,905)** | **280,095** | **0** | **1,204,333** | **1,204,333** | **2,237,510** |

## NOTE 12
## NON-OPERATING GRANTS AND CONTRIBUTIONS

| Provider | Unspent non operating grants, subsidies and contributions liability | | | | | Non operating grants, subsidies and contributions revenue | | |
|---|---|---|---|---|---|---|---|---|
| | Liability 1-Jul | Increase in Liability | Liability Reduction (As revenue) | Liability 30-Jun | Current Liability 30-Jun | Amended Budget Revenue | YTD Budget | YTD Revenue Actual |
| | $ | $ | $ | $ | $ | $ | $ | $ |
| **Non-operating grants and subsidies** | | | | | | | | |
| **Recreation and culture** | | | | | | | | |
| Grant - CSRFF Rec Ground | 0 | 0 | 0 | 0 | 0 | 62,971 | 62,971 | 0 |
| **Transport** | | | | | | | | |
| Federal Roads to Recovery | 0 | 0 | 0 | 0 | 0 | 402,000 | 402,000 | 402,890 |
| Grant - Regional Road Group | 0 | 0 | 0 | 0 | 0 | 310,000 | 310,000 | 299,000 |
| | **0** | **0** | **0** | **0** | **0** | **774,971** | **774,971** | **701,890** |
| **TOTALS** | **0** | **0** | **0** | **0** | **0** | **774,971** | **774,971** | **701,890** |

## NOTES TO THE STATEMENT OF FINANCIAL ACTIVITY
## FOR THE PERIOD ENDED 30 JUNE 2020

**NOTE 13**
**BUDGET AMENDMENTS**

Amendments to original budget since budget adoption. Surplus/(Deficit)

| GL Code | Description | Council Resolution | Classification | Non Cash Adjustment | Increase in Available Cash | Decrease in Available Cash | Amended Budget Running Balance |
|---|---|---|---|---|---|---|---|
| | | | | $ | $ | $ | $ |
| | **Budget adoption** | 150320 | Opening surplus | | 232,771 | | 232,771 |
| | Caravan Park ablution re-painting | 150320 | Capital Expenses | | 25,000 | | 257,771 |
| | Depot - New ablutions | 150320 | Capital Expenses | | | (25,000) | 232,771 |
| | Admin - sliding door | 150320 | Capital Expenses | | | (10,000) | 222,771 |
| | DCEO Vehicle changeover | 150320 | Capital Expenses | | | (18,000) | 204,771 |
| | DCEO Vehicle changeover | 150320 | Capital Revenue | | | (2,000) | 202,771 |
| | CEO Vehicle changeover | 150320 | Capital Expenses | | | (20,000) | 182,771 |
| | CEO Vehicle changeover | 150320 | Capital Revenue | | | (4,000) | 178,771 |
| | Consultancy Mainstreet Revitalisation | 150320 | Capital Expenses | | | (40,000) | 138,771 |
| C201902 | Net/Basketball court resurface | 150320 | Capital Expenses | | | (15,200) | 123,571 |
| I113140 | Contributions and donations | 150320 | Operating Revenue | | 61,520 | | 185,091 |
| I121210 | Roads to Recovery Grant | 150320 | Capital Revenue | | 80,000 | | 265,091 |
| C301905 | Koorda Kulja Widen,Seal (slk 12.20-13.20) | 150320 | Capital Expenses | | | (52,000) | 213,091 |
| E121010 | Road Preservation | 150320 | Operating Expenses | | | (115,000) | 98,091 |
| I123150 | Profit on sale of assets | 150320 | Non Cash Item | 17,490 | | | 98,091 |
| E122099 | Loss on sale of assets | 150320 | Non Cash Item | 62,917 | | | 98,091 |
| | Proceeds on disposal of assets | 150320 | Capital Revenue | | | (32,273) | 65,818 |
| | | | | **80,407** | **399,291** | **(333,473)** | **65,818** |

# NOTE 14
# EXPLANATION OF MATERIAL VARIANCES

The material variance thresholds are adopted annually by Council as an indicator of whether the actual expenditure or revenue varies from the year to date Actual materially.
The material variance adopted by Council for the 2019-20 year is $10,000 an 10.00%.

| Reporting Program | Var. $ | Var. % | | Timing/ Permanent | Explanation of Variance |
|---|---|---|---|---|---|
| | $ | % | | | |
| **Revenue from operating activities** | | | | | |
| Governance | (12,847) | (15.12%) | ▼ | Permanent | WSFN contract asset and contract liability movements. |
| General purpose funding - other | 984,881 | 90.74% | ▲ | Permanent | Pre-payment of a portion of 2020/2021 Federal Assistance Grant received in May. |
| Health | 11,951 | 169.28% | ▲ | Permanent | Recoup of money for NEWROC hand sanitiser purchase. Balanced out with additional purchase in Health expenses. |
| **Expenditure from operating activities** | | | | | |
| Governance | 117,471 | 22.37% | ▲ | Permanent | Expenditure lower than anticipated for; Councillor Training ($17,000), Conference ($10,000), Member Admin Allocation ($9,000) and WSFN ($52,000). |
| Law, order and public safety | 20,765 | 21.70% | ▲ | Permanent | Fire Control Expenses lower than budgeted. |
| Health | 23,813 | 13.92% | ▲ | Permanent | Doctor expenses lower than anticipated. |
| Community amenities | 44,761 | 14.20% | ▲ | Permanent | Refuse Site and Sewerage Plant expenditure lower than anticipated budget. |
| **Investing activities** | | | | | |
| Proceeds from disposal of assets | (41,319) | (18.30%) | ▼ | Permanent | Second DCEO vehicle changeover not required and changeover for P58 to be carried forward to 2020/21 as ute ordered in March yet to arrive. |
| Capital acquisitions | 261,557 | 18.99% | ▲ | Permanent | Accounting system ($150,000) project not completed in 2019/20, carried forward to 2020/21 budget. Recycled water plant ($70,000) at the recreation ground not completed. Painting of the caravan park ($25,000) not completed, project carried forward and added to in the 2020/21 program. Yalambee unit upgrade ($25,000) not completed, carried forward and added to in the 2020/21 budget. |

**Monthly Report - List of Accounts Paid**
**Submitted to Council 22 July 2020**

The following list of accounts has been paid under delegation, by the Chief Executive Officer, since the previous list of accounts. **Municipal vouchers numbered from V834 to V895 and direct bank transactions totalling $267,412.14** submitted to each member of the Council, on Wednesday the 22 July 2020 have been checked and are fully supported by vouchers and duly certified invoices with checks being carried out as to prices, computations and costing.

Lana Foote
**Lana Foote**
**Acting Chief Executive Officer**

| Vouch No. | Payment Date | Supplier's Name | Description of purchase | Payment made by delegated authority |
|---|---|---|---|---|
| V834 | 11/06/2020 | Department of Transport | Fleet Licensing Account (12months for 49 vehicles) | 7,704.58 |
| V835 | 11/06/2020 | Water Corp | Bulk Water Account | 12,459.23 |
| V836 | 16/06/2020 | Marty's Maintenance Service | L98 Bathroom & Laundry Upgrade - Payment 1 (30%) | 6,911.52 |
| V837 | 19/06/2020 | Arrow Farms | Gravel Royalties 5625m3 @ 60c | 3,712.50 |
| V838 | 19/06/2020 | AusQ Training | Traffic Management Plan - Generic | 1,892.00 |
| V839 | 19/06/2020 | CJD Equipment Pty Ltd | P19 Filters & Trans Oil, P36 Hydraulic Hose & Seals | 1,231.29 |
| V840 | 19/06/2020 | Hannah Cooper | Council Supper | 96.00 |
| V841 | 19/06/2020 | Toll Transport (Courier) Pty Ltd | L35 Freight | 25.80 |
| V842 | 19/06/2020 | JM & S Enterprises | Monthly Meterplan | 262.08 |
| V843 | 19/06/2020 | Kleenheat Gas | L271 Annual Facility Fee | 79.20 |
| V844 | 19/06/2020 | KTY Electrical Services | L13 Replace Globes & Cell Drive Way Lights $307.70, L05 Connect New Ablutions $285.05, L98 Pre Lay Bathroom Laundry $263.55, L253 GPO For Boardroom Door $198.21, L257 Supply & Install Fujitsu Reverse Cycle Split System $3267.00 | 4,321.51 |
| V845 | 19/06/2020 | Major Motors Pty Ltd | P35 Fuel Cap | 43.49 |
| V846 | 19/06/2020 | R Munns Engineering | Secretary 1/8th Share Regional Road Group | 1,185.80 |
| V847 | 19/06/2020 | Bruce Rock Shire Council | Monthly Reimbursement WSFN Project Manager | 10,650.72 |
| V848 | 19/06/2020 | Shire of Mt Marshall | NEW Health EHO Recoup May 2020 | 2,046.21 |
| V849 | 19/06/2020 | WA Contract Ranger Services | Ranger Services 9/06 & 16/06 | 374.00 |
| V850 | 19/06/2020 | Western Rural Earthmoving | Pushing Gravel 3500m3 @ $1.35 Kulja Central Road & Cooper Road | 10,395.00 |
| V851 | 19/06/2020 | Wongan Hills Hardware | L203 Toilet Suite, Various Hardware Items | 181.80 |
| V852 | 22/06/2020 | Councillor Gina Boyne | Councillor Payment March - June 2020 | 1,576.43 |
| V853 | 22/06/2020 | Councillor Buster Cooper | Councillor Payment March - June 2020 | 1,500.00 |
| V854 | 22/06/2020 | Councillor Pam McWha | Councillor Payment March - June 2020 | 1,912.50 |
| V855 | 22/06/2020 | Councillor Lea Smith | Councillor Payment March - June 2020 | 1,500.00 |
| V856 | 22/06/2020 | Councillor George Storer | Councillor Payment March - June 2020 | 1,675.79 |
| V857 | 22/06/2020 | Councillor Jannah Stratford | Councillor Payment March - June 2020 | 3,737.50 |
| *TV858* | *23/06/2020* | *Koorda VBFB* | *Transfer of SES funds held in Trust Account* | *4,393.51* |
| V859 | 23/06/2020 | Super Choice | Employee Superannuation Payments | 8,943.99 |
| V860 | 24/06/2020 | Shire of Koorda | Employee Wages | 36,217.34 |
| V861 | 24/06/2020 | Telstra | WS, CEO & DCEO Mobile Account ($98.78 DFES) | 275.98 |
| V862 | 24/06/2020 | Telstra | LH & SES Mobile Account | 24.40 |
| V863 | 26/06/2020 | Water Corp | L42 Water Supply Mar - June | 351.05 |
| V864 | 26/06/2020 | 5 Rivers Plumbing & Gas | L05 Ablutions $1980, L98 $5076.77 | 7,056.77 |
| V865 | 26/06/2020 | Security Lock Services PL (Armadale) | L77A 2 Door Handles, L17 1 Door Handle | 306.00 |
| V866 | 26/06/2020 | Wesfarmers Ltd (Bunnings) | L05 BBQ, Soil Wetter, Dynamic Lifter, 2 x Cordless Blower Ryobi (Cleaners), Step Ladder + 0.9M Step Ladder | 1,145.76 |
| | | | | |
| | | | **Sub Total** | **134,189.75** |

| | | | | |
|---|---|---|---|---|
| V867 | 26/06/2020 | CEACA Inc | L200 Greenham St Legal Fees Transfer (Resolution #090620) | 2,321.74 |
| V868 | 26/06/2020 | CJD Equipment Pty Ltd | GETS $435.60, P63 Thermostat $77.67 | 513.27 |
| V869 | 26/06/2020 | Toll Transport (Courier) Pty Ltd | P35 Freight Parts | 10.73 |
| V870 | 26/06/2020 | Koorda Supermarket Pty Ltd | Bulk Cleaning Supplies | 958.47 |
| V871 | 26/06/2020 | Marty's Maintenance Service | L98 Bathroom & Laundry Upgrade - Final Payment | 19,811.88 |
| V872 | 26/06/2020 | Naughty Bugs Pest Control | Annual Termite Inspections & Treatment | 7,226.00 |
| V873 | 26/06/2020 | Wesfarmers Ltd (Workwear Group) | Hand Sanitiser | 451.71 |
| V874 | 26/06/2020 | Northam & Districts Glass | Glass Replacements L291(1), L261A & L77A | 1,042.80 |
| V875 | 26/06/2020 | The Walt Disney Company PL | Movie: Spies In Disguise | 142.00 |
| V876 | 26/06/2020 | The Watershed Water Systems | Garden Retic Supplies | 407.60 |
| V877 | 26/06/2020 | Wallambin Park Pty Ltd | Gravel Royalties 3765m3 @ 60c - Cooper Road | 2,484.90 |
| V878 | 26/06/2020 | Wongan Hills Hardware | L98 Internal Door & Fittings | 77.69 |
| ***V879*** | ***30/06/2020*** | ***Bendigo Card Services*** | ***See Summary Below*** | **3,149.31** |
| V880 | 30/06/2020 | Synergy | Bulk Accounts | 7,140.54 |
| V881 | 30/06/2020 | Shire of Koorda | Petty Cash Re-imbursement | 572.50 |
| V882 | 30/06/2020 | Telstra | SES Phone Account | 30.00 |
| V883 | 30/06/2020 | Telstra | Bulk Office Account | 646.39 |
| V884 | 30/06/2020 | Agri-Stock | Protective Clothing Works Crew | 3,664.40 |
| V885 | 30/06/2020 | Boc Gases | Service Charges | 122.46 |
| V886 | 30/06/2020 | Corporate Express Australia Ltd | 4 x Tork Hand Towel Dispensers | 395.25 |
| V887 | 30/06/2020 | Dorma Automatics Pty Ltd | L33226 Upgrade to DormaEA200 $5357.00, L253 Relocate Auto Door Mech To Chambers Door + Sensor $ 3091.33, L253 New Sliding Auto Door $14367.84 | 22,816.17 |
| V888 | 30/06/2020 | Great Southern Fuel Supplies | 13500L Diesel, Grease & Oil | 15,232.76 |
| V889 | 30/06/2020 | RJ & VM Hathaway & Son | Gravel Royalties 3300m3 Kulja Central Road | 2,178.00 |
| V890 | 30/06/2020 | Koorda Ag Parts | P28 Wheel Bearing Kit, P28 Tyre, P36 Tyre Repair | 272.19 |
| V891 | 30/06/2020 | Martin's Painting Service | L98 Prepare & Paint Interior Of Residence | 9,042.00 |
| V892 | 30/06/2020 | Moore Stephens | Compilation Monthly Financial Statement $3575, Final Invoice Strategic Resource Planning $8525, Compilation 20/21 Budget Estimates To Statutory Format, Balance & Reconcile Actual YTD $11550 | 23,650.00 |
| V893 | 30/06/2020 | Northam Carpet Court | L98 Supply & Install Carpet & Vinyl $5581.00 Supply & Install Verticals $2829 | 8,410.00 |
| V894 | 30/06/2020 | Officeworks Ltd | Yalambee Tea Bags, Various Stationery | 171.13 |
| V895 | 30/06/2020 | WA Contract Ranger Services | Ranger Services 23/06 & Surrendered Dog Collection 26/06 | 280.50 |
| | | | | |
| | | | **GRAND TOTAL** | **267,412.14** |
| **Bendigo Credit Card** | | | | |
| ***V879*** | 2/06/2020 | Red Dot Geraldton | 2 x 1.5L Hand Sanitiser | 59.98 |
| | 3/06/2020 | Crisp Wireless | Emergency Services Stand Alone Power System | 2,117.50 |
| | 3/06/2020 | Crisp Wireless | Office Internet Account | 328.90 |
| | 3/06/2020 | Crisp Wireless | L68 WS Internet Account | 99.00 |
| | 3/06/2020 | Crisp Wireless | L164B DCEO Internet Account | 99.00 |
| | 3/06/2020 | Crisp Wireless | L282 CEO Internet Account | 99.00 |
| | 3/06/2020 | Crisp Wireless | ES Building Internet Account | 55.00 |
| | 5/06/2020 | Rent a Satphone | Monthly Sat phone charges | 44.00 |
| | 13/06/2020 | Puma Energy | P100 Fuel Purchase | 141.48 |
| | 23/06/2020 | Aldi Stores Northam | 4 x Magnetic White Boards | 72.31 |
| | 23/06/2020 | Hot Air Conferencing | Charges for teleconference calling | 25.14 |
| | 29/06/2020 | Bendigo Card Services | May 2020 Card Fee x 2 | 8.00 |
| | | | | **3,149.31** |

# Monthly Report - List of Accounts Paid

**Submitted to Council 22 July 2020**

The following list of accounts has been paid under delegation, by the Chief Executive Officer, since the previous list of accounts. **Municipal vouchers numbered from V001 to V026 and direct bank transactions totalling $121,500.35** submitted to each member of the Council, on Wednesday the 22 July 2020, have been checked and are fully supported by vouchers and duly certified invoices with checks being carried out as to prices, computations and costing.

Lana Foote

**Lana Foote**
**Acting Chief Executive Officer**

| Vouch No. | Payment Date | Supplier's Name | Description of purchase | Payment made by delegated authority |
|---|---|---|---|---|
| V001 | 3/07/2020 | CJ & EC May | Return of Housing Bond | 480.00 |
| V002 | 3/07/2020 | DFES | June 2020 ESL Remittance | 1.01 |
| V003 | 7/07/2020 | Super Choice | Employee Superannuation Payments | 8,884.51 |
| V004 | 7/07/2020 | Synergy | Streetlights - Supply Period 25 May - 24 Jun 2020 | 1,899.10 |
| V005 | 8/07/2020 | Shire of Koorda | Employee Wages | 36,559.19 |
| V006 | 9/07/2020 | Dept Of Transport | P03 Registration | 376.55 |
| V007 | 10/07/2020 | AMPAC Debt Recovery (WA) Pty Ltd | Commissions & Costs to 30th June 2020 | 2,200.00 |
| V008 | 10/07/2020 | Avon Waste | Monthly Waste & Recycling Removal Account | 7,459.73 |
| V009 | 10/07/2020 | Boral CMG Ltd | 600L Emulsion & 2T Premix Patching Asphalt | 1,716.00 |
| V010 | 10/07/2020 | CEACA (Inc) | Annual Contribution 2020/2021 | 22,000.00 |
| V011 | 10/07/2020 | Toll Ipec PL (Courier Aust) | Freight: Parts | 21.50 |
| V012 | 10/07/2020 | Elders Limited | Workboots - (Depot) & Roundup 20L | 2,568.72 |
| V013 | 10/07/2020 | Great Southern Fuel Supplies | P100 Admin Card | 123.00 |
| V014 | 10/07/2020 | IT Vision Pty Ltd | Annual Maintenance & Service Fee | 3,960.00 |
| V015 | 10/07/2020 | ITR Western Australia | 12 x Grader Blades | 924.00 |
| V016 | 10/07/2020 | Koorda Community RC | CDO Quarterly $6325.00 & ATM Reimbursement $73 | 6,398.00 |
| V017 | 10/07/2020 | Koorda Supermarket Pty Ltd | Milk Coffee Tea Etc | 88.04 |
| V018 | 10/07/2020 | KTY Electrical Services | L05 Depot Highbay Lights $549.47, L98 Second Fix | 917.97 |
| V019 | 10/07/2020 | Landgate | Mining Tenement Minimum | 39.80 |
| V020 | 10/07/2020 | Market Force | Advert Notice Of Special Meeting 29/06/2020 | 222.55 |
| V021 | 10/07/2020 | Northam Auto Pro | P31 Battery Charger | 356.15 |
| V022 | 10/07/2020 | Shire of Mt Marshall | NEWHealth EHO June $2780.71, NEWHealth Building April - June $440 | 3,220.71 |
| V023 | 10/07/2020 | Shire of Wyalkatchem | Contirbution Medical Services 1 Jan - 31 May 2020 | 19,898.82 |
| V024 | 10/07/2020 | Wheatbelt Ag Care | Contribution To Rural Family Counselling Service 2020/2021 | 550.00 |
| V025 | 10/07/2020 | Wongan Hills Pharmacy | Wongan Hills Pharmacy - Vaccine Twinrix | 77.00 |
| V026 | 10/07/2020 | Worldwide Printing Solutions | Purchase Order Books | 558.00 |
| | | | | |
| | | | **GRAND TOTAL** | **121,500.35** |

## FINANCIAL POSITION - as at 13/07/2020

### Municipal Account

| | |
|---|---|
| Cash at bank | |
| Bendigo Municipal | 165,398.13 |
| Bendigo Licencing | 10,991.35 |
| Bendigo Savings Account | 352,074.62 |
| Bendigo ATM Account | 850.00 |
| Bendigo ATM Cash Account | 34,150.00 |
| **Subtotal** | **563,464.10** |
| | |
| *Less sundry creditors* | *(833.37)* |
| **Balance** | **562,630.73** |

### Reserve Funds

| | |
|---|---|
| Accrued Leave | 198,943.04 |
| Road | 700,130.78 |
| Plant | 824,853.85 |
| Building | 1,125,189.49 |
| Community Housing | 41,786.83 |
| Joint Venture | 45,368.35 |
| Joint Venture (Johnson Place) | 19,129.59 |
| TV Satellite | 31,640.86 |
| Recreation | 1,258,281.88 |
| Medical Practitioner | 295,840.74 |
| Information Technology | 382,191.32 |
| Sewerage | 954,345.63 |
| Community Bus | 62,255.61 |
| NRM | 21,869.15 |
| Waste Management | 152,549.00 |
| **Balance** | ***6,114,376.12*** |

### Trust Funds

| | |
|---|---|
| Nominations | |
| **Balance** | **-** |

# INVESTMENT OF COUNCIL FUNDS
## 1 April - 30 June 2020

### Reserve Funds (153 693 965)

| | | |
|---|---|---|
| Place of Investment | Bendigo Term Deposit | |
| Term of Investment | 1 April - 30 June 2020 | |
| Interest Rate | 1.20% | |
| Opening Balance | 1/04/2020 | 906,678.36 |
| Interest Earned | April - June 2020 | 2,734.90 |
| Transfers Out | | |
| Transfers In | | 400,000.00 |
| **Actual Balance 30 June 2020** | | **1,309,413.26** |
| | | |
| Reinvested | 1 July 2020 - 31 January 2021 | |
| Interest Rate | 0.95% | |
| Place of Investment | Bendigo Bank | |

### Reserve Funds (153 693 932)

| | | |
|---|---|---|
| Place of Investment | Bendigo Term Deposit | |
| Term of Investment | 1 April - 30 June 2020 | |
| Interest Rate | 1.20% | |
| Opening Balance | 1/04/2020 | 4,790,512.79 |
| Interest Earned | April - June 2020 | 14,450.07 |
| Transfers Out | | |
| Transfers In | | |
| **Actual Balance 30 June 2020** | | **4,804,962.86** |
| | | |
| Reinvested | 1 July 2020 - 31 January 2021 | |
| Interest Rate | 0.95% | |
| Place of Investment | Bendigo Bank | |

| | | |
|---|---|---|
| Names of Fund Invested | Accrued Leave | 198,943.04 |
| | Road | 700,130.78 |
| | Plant | 824,853.85 |
| | Building-Council | 1,125,189.49 |
| | Community Housing | 41,786.83 |
| | Joint Venture | 45,368.35 |
| | Joint Venture (Johnson Place) | 19,129.59 |
| | TV Satellite | 31,640.86 |
| | Recreation | 1,258,281.88 |
| | Medical Practitioner | 295,840.74 |
| | IT & Administration | 382,191.32 |
| | Sewerage | 954,345.63 |
| | Community Bus | 62,255.61 |
| | NRM | 21,869.15 |
| | Waste Management | 152,549.00 |
| **Actual Balance 30 June 2020** | | **6,114,376.12** |

## INVESTMENT OF COUNCIL FUNDS

### Savings Account

| | | |
|---|---|---|
| Place of Investment | Bendigo Bank | |
| Term of Investment | Ongoing | |
| Interest Rate | Variable | |
| Opening Balance | 1/04/2020 | **251,826.62** |
| Interest Earned | April - June 2020 | 248.00 |
| Transfers From | Savings to Municipal | (730,000.00) |
| Transfers To | Savings from Municipal | 1,000,000.00 |
| **Actual Balance 30 June 2020** | | **522,074.62** |
| | | |
| Reinvested | Ongoing | |
| Interest Rate | Variable | |
| Place of Investment | Bendigo Bank | |

Office of the Auditor General
Serving the Public Interest

Our Ref: 7940

7th Floor, Albert Facey House
469 Wellington Street, Perth

**Mail to**: Perth BC
PO Box 8489
PERTH WA 6849

**Tel**: 08 6557 7500
**Fax**: 08 6557 7600
**Email**: info@audit.wa.gov.au

Chief Executive Officer
Shire of Koorda
PO Box 20
KOORDA WA 6475

Dear Sir

**ANNUAL FINANCIAL REPORT**
**INTERIM AUDIT RESULTS FOR THE YEAR ENDED 30 JUNE 2020**

We have completed the interim audit for the year ended 30 June 2020. We performed this phase of the audit in accordance with our audit plan. The focus of our interim audit was to evaluate your overall control environment, but not for the purpose of expressing an opinion on the effectiveness of internal control, and to obtain an understanding of the key business processes, risks and internal controls relevant to our audit of the annual financial report.

**Management Control Issues**
I would like to draw your attention to the attached matter that was identified during the course of the interim audit. This matter has been discussed with management and their comments have been included on the attachment. The matters reported are limited to those deficiencies that were identified during the interim audit that we have concluded are of sufficient importance to merit being reported to management. Some of the matters may be included in our auditor's report in accordance with Section 7.9(2) of the *Local Government Act 1995* or Regulation 10(3)(a) and (b) of the Local Government (Audit) Regulations 1996. If so, we will inform you before we finalise the report.

This letter has been provided for the purposes of the Shire of Koorda and may not be suitable for other purposes.

We have forwarded a copy of this letter to the President. A copy will also be forwarded to the Minister for Local Government when we forward our auditor's report on the annual financial report to the Minister on completion of the audit.

Feel free to contact me on 6557 7509 if you would like to discuss this matter further.

Yours faithfully

ANN ANG
ASSISTANT DIRECTOR
FINANCIAL AUDIT
13 July 2020

Attach

**ATTACHMENT**

**NAME OF ENTITY: SHIRE OF KOORDA**

**PERIOD OF AUDIT: YEAR ENDED 30 JUNE 2020**

**FINDINGS IDENTIFIED DURING THE INTERIM AUDIT**

| INDEX OF FINDINGS | RATING | | |
|---|---|---|---|
| | **Significant** | **Moderate** | **Minor** |
| **Issue Outstanding From Prior Year** | | | |
| 1. User Access Levels | | | ✓ |

**KEY TO RATINGS**

The Ratings in this management letter are based on the audit team's assessment of risks and concerns with respect to the probability and/or consequence of adverse outcomes if action is not taken. We give consideration to these potential adverse outcomes in the context of both quantitative impact (for example financial loss) and qualitative impact (for example inefficiency, non-compliance, poor service to the public or loss of public confidence).

**Significant** - Those findings where there is potentially a significant risk to the entity should the finding not be addressed by the entity promptly.

**Moderate** - Those findings which are of sufficient concern to warrant action being taken by the entity as soon as practicable.

**Minor** - Those findings that are not of primary concern but still warrant action being taken.

**NAME OF ENTITY: SHIRE OF KOORDA**

**PERIOD OF AUDIT: YEAR ENDED 30 JUNE 2020**

**FINDINGS IDENTIFIED DURING THE INTERIM AUDIT**

**Issue Outstanding From Prior Year**

## 1. User Access Levels

**Finding 2020**
This issue remains unresolved.

**Finding 2019**
We reviewed the user access levels within the Shire's financial management system (Quickbooks) and noted that 3 out of 5 users have access rights to all of the following areas:

- Sales and Accounts Receivable
- Purchasing and Accounts Payable
- Payroll and Employees
- Sensitive Accounting Activities (e.g. creating and posting general journal entries)
- Sensitive Financial Report (e.g. generate and view all financial and payroll related reports)
- Changing or Deleting Transactions (e.g. ability to stop other users from changing or deleting any transactions in the current period or closed period)

For 2 out of 5 users, except for Payroll and Employees, these users also have access to the other areas mentioned above.

While we acknowledged that the Shire is aware that these access were given to staff due to system limitations and has processes in place to ensure segregation of duties in its day-to-day operations, there is still a risk that excessive user access may allow staff to use the system inappropriately.

**Rating: Minor**
**Implication**
There is a risk that excessive user access to the financial management system may allow staff to use the system inappropriately. For example, this access could be used to undermine the effectiveness of system controls, such as segregation of duties, and diminish accountability.

**Recommendation**
We recommend that the Shire review its user access profiles regularly to ensure access privileges are appropriate based on staff's responsibilities, and that segregation of duties is maintained to the best of the Shire's ability without adversely impacting the efficiency of its operations.

**Management Comment**
The Executive Management Team (EMT) acknowledges that the user access level issues are yet to be resolved.

However, whilst delayed due to the COVID-19 Pandemic, the EMT remains committed to resolving these issues as part of the Council-approved procurements and implementation of a replacement financial management system by 1 July 2021.

**Responsible Person:** Darren Simmons (CEO) & Lana Foote (Deputy CEO)
**Completion Date:** 1 July 2021

# Shire of Koorda

# Disability Access and Inclusion Plan 2020 - 2025

Shire of Koorda
Drive in, stay awhile

This document is available in alternative formats upon request and includes electronic format by email, hard copy format in both large and standard print, in audio or Braille and on the website at www.koorda.wa.gov.au

# Contents


**1. BACKGROUND ..... 4**

1.1 Demographics ..... 4

1.2 Functions, Facilities and Services (Both in-house and contracted) ..... 4

1.3 The Disability Services Act ..... 4

1.4 People with disability in the Shire of Koorda ..... 5

1.5 Development of the Disability Access and Inclusion Plan ..... 5

1.6 Progress since 2008 ..... 6

**2. DISABILITY ACCESS AND INCLUSION POLICY STATEMENT ..... 6**

2.1 Seven Outcomes of the DAIP ..... 6

**3. DEVELOPMENT OF THE DISABILITY ACCESS AND INCLUSION PLAN (DAIP) ..... 7**

3.1 Responsibility for the planning process ..... 7

3.2 Consultation Process ..... 7

3.3 Findings of the Review ..... 8

3.4 Implementation of the DAIP ..... 8

3.5 Promoting the DAIP ..... 8

3.6 Review and Monitoring ..... 8

3.7 Reporting on the DAIP ..... 9

**4. STRATEGIES TO IMPROVE ACCESS AND INCLUSION ..... 9**

**APPENDIX 1: PROGRESS AND ACHIEVEMENTS ..... 12**

**Acknowledgements**

The Shire of Koorda acknowledges the input received from individuals and groups within the community, which has been invaluable in the preparation of this Disability Access Inclusion Plan.

In particular, thanks are given to all individuals, community members who contributed to this plan and also Shire staff.

# 1. Background

## 1.1 Demographics

The Shire of Koorda is located 233 km north-east of Perth in the Wheatbelt region of Western Australia. The shire covers an area of 2,836 square kilometres consisting of agricultural land, nature reserves and national parks. The Shires has a population of approximately 414 people and are mostly a farming community devoted to wheat, coarse grains, sheep and some beef cattle and pigs, with seasonal tourism during the wild flower season.

Major features of the Shire include Koorda Museum, Koorda Motoring and Military Museum, Granite Outcrops, Redcliffe, Red Cross (CWA), Koorda Drive-in Theatre, Koorda Hotel, Koorda Recreational Centre and Koorda Wildflower Reserve.

Shire of Koorda also has four interesting granite outcrops - Mollerin Rock, Newcarlbeon, Badgerin Rock and Moningarin, all fairly close to town. Each is a special place with its special wildflower displays between July and October, its native birds and small animals. Moningarin has the extra bonus of native gnamma holes. Most have picnic or barbecue facilities.

## 1.2 Functions, Facilities and Services (Both in-house and contracted) provided by the Shire of Koorda

The Shire of Koorda provides a range of functions, facilities and services including but not limited to:

- **Services to property include:** construction and maintenance of roads and footpaths; stormwater drainage; domestic waste collection and disposal, including recycling of certain domestic waste; drumMUSTER collection services and facility; litter control and street cleaning; street tree and roadside tree pruning; bushfire control; dog control; cat control and maintenance of parks and gardens.
- **Recreation Services to the community include:** provision and maintenance of outdoor playing areas for basketball, tennis, lawn bowls, the public swimming pool facility and children's playground and BBQ area, Caravan Park and a Town Halls.
- **General Services to the community include:** Medical services are available on Wednesdays in Koorda and Wyalkatchem on other days. The Shire office provides for and takes bookings for the community bus and caravan park.
- **Regulatory Services include:** planning processes; building control; environmental health; public health; and ranger service.
- **Administration Services include:** provision of general information to the public, lodging and resolution of complaints, collection of rates; vehicle and firearm licensing, and dog registrations.
- **Governance:** ordinary and special council and committee meetings, annual elector meetings and election of council members.

## 1.3 The Disability Services Act

The WA Disability Services Act 1993 (amended 2004) defines disability as a condition:

- That is attributed to an intellectual, cognitive, neurological, sensory or physical impairment or a combination of those impairments
- That is permanent or likely to be permanent; and
- That may or may not be episodic in nature, and
- That results in a substantially reduced capacity of the person for communication, social interaction learning or mobility and a need for continuing support services

Public authorities in Western Australia, including local governments, are required under the Disability Services Act 1993 1993 (amended 2004) to develop and promote a Disability Services and Inclusion Plan (DAIP).

Section 29B of the Act states:

*…'a public authority that has a disability access and inclusion plan must take all practicable measures to ensure that the plan is implemented by the public authority and its officer, employees, agents or contractors.'*

The Act makes the development and implementation of a DAIP mandatory and guides the development, implementation and reporting of the DAIP which applies to staff, agents and contractors.

The improvement of services and access will increase independence, opportunity and inclusion in the community and these goals align with the Vision and Purpose of the council of the Shire of Koorda.

## 1.4 People with disability in the Shire of Koorda

In the 2016 Census, there were 414 people in Shire of Koorda. Of these 52.3% were male and 47.7% were female. Aboriginal and/or Torres Strait Islander people made up 2.4% of the population.

The 2016 ABS Census also recorded 40 persons in Wyalkatchem as having delivered unpaid assistance to persons with a disability. This was 12.0% of people aged 15 years and over – greater than the state average of 9.8% and greater than the national average of 11.3%.

The Australian Bureau of Statistics (ABS) Survey of Disability, Ageing and Carers (2018) estimated that 17.7% of all Australians had disability, down from 18.3% in 2015 and 18.5% in 2012. The Shire population is 414 people and it is therefore estimated that 75 people living in the Shire have a physical disability.

Although there are limited facilities provided in the Koorda Shire for people living with disability, the Shire is committed to a future plan to ensure universal accessible design for new building projects and upgrades undertaken by the Shire.

## 1.5 Development of the Disability Access and Inclusion Plan

The Western Australia Disability Services Act 1993 (amended 2004) requires all Local Governments to develop and implement a Disability Access and Inclusion Plan (DAIP) to ensure that people with disability have equal access to its information, facilities and services.

Other legislation underpinning the planning of access and inclusion includes:

- WA Equal Opportunity Act 1984 (amended 1988);
- Commonwealth Disability Discrimination (DDA) Act 1992;
- The Building code of Australia (BCA) that provides a set of minimum requirements for new buildings and renovations.
- The Access to Premises Standard under the Disability Discrimination Act (DDA) that became effective for any buildings or major redevelopments

## 1.6 Progress since 2008

The Shire of Koorda is committed to facilitating the inclusion of people with disability through the improvement of access to its facilities and services. To meet this goal, the Council reviewed the 2008 – 2012 and 2012-2017 Disability Access & Inclusion Plan in order to address barriers for people with disability and ensure present and future needs for persons with disability are identified and addressed. Since adopting the plan, the Shire of Koorda has implemented a number of initiatives, some of which are highlighted in '*Appendix 1: Achievements'.*

The Shire has continued to improve access and remove barriers through the implementation of many strategies contained in the plan. Significant progress has been made towards providing better access to the community specifically age related disability and increased levels of engagement.

# 2. Disability Access and Inclusion Policy Statement

The Shire of Koorda is committed to ensuring that the community is accessible and inclusive for people with disability, their families, and carers.

The Shire of Koorda also interprets an accessible and inclusive community as one in which all Council functions, facilities, and services (both in-house and contracted) are inclusive and accessible for people with disability as they are for other people in the wider community. The Shire will endeavour to the best of the Shires capacity to meet the needs of persons with disability.

To this end the Shire of Koorda will strive to –

- recognise that people with disability are valued members of the community who make a variety of contributions to local, social, economic, and cultural life.
- believe that a community that recognizes its diversity and supports the participation and inclusion of all its members makes for a richer community life.
- believe that people with disability, their families and carers should be supported to remain living and participating in the community.
- be committed to consulting with people with disability, their families and carers, and the community in general, to ensure that barriers to access and inclusion are appropriately addressed.
- be committed to supporting local community groups and other relevant organizations to facilitate the inclusion of people with disability through access to information, services, and facilities in the community.
- be committed to ensuring that its agents and contractors work towards the desired outcomes in the Shire's DAIP.

## 2.1 Seven Outcomes of the DAIP

The Shire of Koorda is also dedicated to achieving the seven desired outcomes through its DAIP. They are:-

1) People with disability, their families and carers have the same opportunities as other people to access the services of, and any events organized by, the Shire of Koorda.
2) People with disability have the same opportunities as other people to access all buildings of a public nature, plus other facilities provided by the Shire of Koorda.

3) People with disability receive information from the Shire of Koorda in a format that will enable them to access the information as readily as other people are able to access it.

4) People with disability receive the same level and quality of service from the staff of, and contractors/agents to, the Shire of Koorda.

5) People with disability have the same opportunities as other people to make complaints to the Shire of Koorda.

6) People with disability have the same opportunities as other people to participate in any public consultation process with the Shire of Koorda.

7) People with disability have the same opportunities as other people to obtain and maintain employment with the Council.

# 3. Development of the Disability Access and Inclusion Plan (DAIP)

## 3.1 Responsibility for the planning process

It is a requirement of the Disability Services Act 1993 (amended 2004) that all local government authorities develop and implement a DAIP which identifies barriers to access and inclusion and propose solutions to ensure that people with a disability have equality of access to the organisations facilities and services. The Shire of Koorda DAIP 2020 – 2025 intends to meet the requirements of the Act.

All Councillors and staff have a responsibility to contribute to the process of developing and appropriate plan that reflects the commitment, Vision, Purpose and Values of the Shire of Koorda to the improved quality of life of all persons in the local government.

The Shire Chief Executive Officer (CEO) has the responsibility to oversee the development, implementation, review and evaluation of the plan. The final plan is required to be endorsed by Council and it is the responsibility of all officers to implement the relevant actions.

## 3.2 Consultation Process

The Shire of Koorda has been conducting a review of the Disability Access and Inclusion Plan 2012-2017 to guide further improvements to access and inclusion and drafted a new DAIP. The consultation process asked for areas of access and inclusion people felt needed to be addressed and/or improved to help develop the Shire's new DAIP or to provide advice on aspects that should be included in the DAIP. The process included both internal and external consultations.

The process began with an internal review via:

- internal analysis of the Shire's DAIP 2012–2017;
- Review of annual progress reports, relevant council documents, disability legislation, developing trends and best practice in access and inclusion;
- Consultation with Councillors, and key staff.

The internal review was followed by external consultation, where feedback will be sought via:

- publication in the local fortnightly newsletter advising the community that the Shire of Koorda is conducting a review of the Disability Access & Inclusion Plan and asked for people to either contact the Shire at the office, by phone or write into the Shire to make suggestions/recommendations of issues related to access and inclusion that should be included in the revised Plan
- the Shire's website inviting readers to 'have your say';
- consultation with Department of Communities and other expertise in the area of disability.

- Consultation with agents and contractors

## 3.3 Findings of the Review

The consultation provided an opportunity for a cross-section of staff and community members to comment on the plan. Feedback indicated that the community is contented with Shire's commitment to the needs of people with disability. The Shire has made improvements to access across all seven outcomes of the DAIP including buildings, facilities, services and employment as required by the current legislation.

## 3.4 Implementation of the DAIP

Implementation of the DAIP is the responsibility of all areas of the Shire. The Disability Services Act (1993) requires public authorities to take all practical measures to ensure that the DAIP is implemented by all its officers, employees, agents and contractors.

A clause has been included in all contract and tender documents advising Contractors of their obligation to implement the Shire of Koorda's DAIP wherever practicable and report annually on their compliance with the plan. Shire tender documents will include reference to the Shire of Koorda DAIP and the requirement for contractors to be aware of and work towards its desired outcomes. Contractors will receive a copy of the DAIP and a copy of the contractor reporting form to complete and return to the Shire at the completion of their contract (or annually, whichever occurs first).

The Shire has also developed an evaluation form for local groups and organisations that receive funding from the Shire to capture how many people with disability attend community facilitated, Shire funded events and activities.

## 3.5 Promoting the DAIP

Once the DAIP has been endorsed by Council and the Department of Communities, it will be promoted widely via the website, through an advertisement in the local newspapers and at community events.

Copies of the DAIP can be obtained from the Shire and will be made available in alternative formats upon request. All staff receive Disability Awareness Training and information on how to access the DAIP.

## 3.6 Review and Monitoring

The Disability Services Act 1993 (amended 2004) sets out the minimum review requirements for public authorities in relation to DAIPs. The Shire of Koorda current DAIP will be formally reviewed at least every five years, in accordance with the Act.

The DAIP Implementation Plan is an internal document that assists the Shire to implement progress of the DAIP and will be amended annually to reflect budget considerations, progress and any access and inclusion issues or initiatives which may arise. Whenever the Shire's DAIP is amended, a copy of the amended plan will be lodged with the Department of Communities.

### 3.7 Reporting on the DAIP

The Disability Services Act 1993 sets out the minimum reporting requirements for public authorities in relation to DAIPs. The Shire of Koorda will report on the implementation of its DAIP through the annual report outlining:

- Progress towards the desired outcomes of its DAIP;
- Progress of its agents and contractors towards meeting the six desired outcomes; and
- The strategies used to inform its agents and contractors of its DAIP.

The Shire is also required to report on progress in the prescribed format to the Department of Communities annually.

## 4. Strategies to Improve Access and Inclusion

The seven desired outcomes provide a framework for strategies aimed at improving access and inclusion for people with disability. The following strategies will be reflected in Council's 2020-2025 implementation plan, subsequent budgets and Corporate Business Plans.

**Outcome 1:**
People with disability have the same opportunities as other people to access the services of, and any events organised or sponsored by the Shire of Koorda.

| Strategies | Timeline |
|---|---|
| Consult people with disability on their need for services and the accessibility of current services | Annually<br>Ongoing |
| Monitor the Shire facilities and support services to ensure equitable access and inclusion | Ongoing |
| Promote the inclusion of the DAIP values and goals into other Shire plans and strategies | Ongoing |
| Ensure that as far as possible and practicable, all events are inclusive to people with disability | Ongoing |
| Engage with appropriate entities to implement and broadcast the Shire's access and inclusion initiatives | Ongoing |

**Outcome 2:**
People with disability have the same opportunities as other people to access the buildings and other facilities provided by the Shire of Koorda.

| Strategies | Timeline |
|---|---|
| Identify footpaths, playgrounds, parks and public buildings which require upgrade to improve access for people with disability | Ongoing |
| Redevelopment and new building works, wherever practical will provide access for people with disability in accordance with current Australian Standards On Access and Mobility | Ongoing |
| Ensure adequate car parking for people with disability in all Shire of Koorda car parks | Ongoing |
| Advocate to local businesses the benefits of providing accessible facilities and amenities and the importance of employing people with disability | Ongoing |

**Outcome 3:**
People with disability receive information from Shire of Koorda in a format that will enable them to access the information as readily as other people are able to access it.

| Strategies | Timeline |
|---|---|
| Ensure information on Council and Shire services, facilities is available and accessible in a range of formats by all sectors of the community | Ongoing |
| Ensure the Shire website meets best practice standards for people with disability | Ongoing |
| Consider the needs of people with disability when producing advertising materials for events and activities | Ongoing |

**Outcome 4:**
People with disability receive the same level and quality of service from the staff of the Shire of Koorda as other people receive from the staff of the Shire of Koorda.

| Strategies | Timeline |
|---|---|
| Raise awareness and understanding amongst existing staff, new employees about the disability access and inclusion. | Ongoing |
| Provide disability awareness training to staff to ensure they have the skills to offer high quality customer services to people with disability. | Ongoing |
| Encourage the identification of opportunities to improve the quality of service to people with disability | Ongoing |
| Ensure that staff, agents and contractors are aware of the relevant legislative requirements of the Disability Service Act (1993) | Annually ongoing |

**Outcome 5:**
People with disability have the same opportunities as other people to make complaints to Shire of Koorda.

| Strategies | Timeline |
|---|---|
| Ensure the complaints policy and procedures are accessible to people with disability and available in alternate formats upon request. | Ongoing |
| Encourage feedback from community to assist with removal of barriers and improvement of access. | Ongoing |

**Outcome 6:**
People with disability have the same opportunities as other people to participate in any public consultation by the Shire of Koorda.

| Strategies | Timeline |
|---|---|
| Ensure public consultation is accessible to all people with disability | Ongoing |
| Ensure consultation is facilitated in an appropriate format to enable all members of the community to comment on the DAIP and disability access issues. | Ongoing as requested |
| Raise awareness of opportunities for people with disability to participate in the public consultation. | Ongoing |

**Outcome 7:**
People with disability have the same opportunities as other people to obtain and maintain employment with the Shire of Koorda.

| Strategies | Timeline |
|---|---|
| Incorporate a statement on each position description and job advertisement that the Shire is an equal opportunity employer. | Ongoing |
| Ensure the Shire has positive relationships with disability employment providers. | Ongoing |
| Undertake the monitoring of the needs of any Shire employee with a disability and to address those needs where possible to maintain their employment. | Ongoing as required |
| Provide management and staff with support and training on inclusion of people with disability in the workplace. | Ongoing |

# APPENDIX 1: Progress and Achievements

**Progress since 2008 under the Disability Access and Inclusion Plan**

**Outcome 1:**
**People with disability have the same opportunities as other people to access the services of, and any events organised or sponsored by the Shire of Koorda:**

- The Shire Library has increased the number of audio books (talking books) and large print books held at the library, and these are regularly rotated through the WA LISA rotation program. These books are located at easily accessible levels and are well signed;
- Successful uploading of the Shire's DAIP onto the website;
- Positive relationships developed between other Shires through NEWROC grouping allowing a central exchange point of ideas and developments;
- Agricultural Show and other events where community has involvement are held at the Koorda Recreation Centre, Bowling Club or Shire Chambers, depending on numbers to facilitate persons with mobility disability, a main cause of disability within the Shire.

**Outcome 2: People with disability have the same opportunities as other people to access the buildings and other facilities provided by the Shire of Koorda:**

- A public toilet block has been constructed at the Mollerin and Newcarlbeon reserve tourist site that is suitable for people with disability;
- Access ramps from footpaths to road surface have been provided in certain areas;
- Auto door has been installed at the main entrance to the Shire offices;
- Pram ramps to allow minimal trip hazard from road to footpath;
- Disabled toilet signage are provided to appropriate standard.

**Outcome 3:**
**People with disability receive information from Shire of Koorda in a format that will enable them to access the information as readily as other people are able to access it:**

- The Shire advertised through the local Council newsletter that Council information is available in alternative formats upon request;
- Staff are aware of how to reformat information to assist people to access Shire information.

**Outcome 4:**
**People with disability receive the same level and quality of service from the staff of the Shire of Koorda as other people receive from the staff of the Shire of Koorda:**

- Shire staff continue to assist persons to help arrange travel to essential service, access books and audio for their enjoyment and to assist in understanding information.

**Outcome 5:**
**People with disability have the same opportunities as other people to make complaints to Shire of Koorda.**

- The Shire provides information through public documents regarding all Council agreed new works;
- On election days the Shire ensures that buildings are accessible and that modified polling booths are in place;
- The Shire staff have proven themselves to be most understanding and very giving in assistance towards people with disability.

**Outcome 6:**
**People with disability have the same opportunities as other people to participate in any public consultation by the Shire of Koorda.**

- Shire staff and officers have assisted people with disability to access and be included in all Council discussions and functions on request;
- Staff provide and explain the purpose of the Council function or meetings in a professional manner.

**Outcome 7:**
**People with disability have the same opportunities as other people to obtain and maintain employment with the Shire of Koorda:**

- Equal Opportunity Statements included in job advertisements;
- Opportunities for volunteering presented to persons with disability;
- Applications accepted from persons with disability and two persons with identified disability interviewed;
- Staff training in the employment of person with disability.

**Lana Foote**

**From:** Shire of Koorda <no-reply@sparkcms.com.au>
**Sent:** Tuesday, 2 June 2020 6:55 PM
**To:** Lana Foote
**Subject:** Disability Access and Inclusion Plan (DAIP) Questionnaire Form Response



The following form was filled out on the Shire of Koorda website.

# Disability Access and Inclusion Plan (DAIP) Questionnaire

| | |
|---|---|
| **1. Are the services and events organised by the Shire accessible for you?:** | Yes |
| **2. Are the Shire buildings and facilities easy to get into and out of?:** | Yes |
| **3. Is information from the Shire provided in a way that enables you to access it readily?:** | Yes |
| **4. Does the Shire staff give quality services that meet your expectations and needs?:** | Yes |
| **5. Are complaints about the Shire easy to lodge?:** | Yes |
| **6. Is public consultation by the Shire done in a format and/or place to enable your attendance?:** | Yes |
| **Submitted:** | 2/06/2020 6:54:57 PM |
| **IP:** | 1.127.109.173 |

Spark CMS is © Market Creations Pty Ltd All Rights Reserved

**Lana Foote**

**From:** Shire of Koorda <no-reply@sparkcms.com.au>
**Sent:** Monday, 15 June 2020 1:35 PM
**To:** Lana Foote
**Subject:** Disability Access and Inclusion Plan (DAIP) Questionnaire Form Response



The following form was filled out on the Shire of Koorda website.

# Disability Access and Inclusion Plan (DAIP) Questionnaire

| | |
|---|---|
| **1. Are the services and events organised by the Shire accessible for you?:** | Yes |
| **2. Are the Shire buildings and facilities easy to get into and out of?:** | Yes |
| **3. Is information from the Shire provided in a way that enables you to access it readily?:** | Yes |
| **4. Does the Shire staff give quality services that meet your expectations and needs?:** | Yes |
| **5. Are complaints about the Shire easy to lodge?:** | Yes |
| **6. Is public consultation by the Shire done in a format and/or place to enable your attendance?:** | Yes |
| **7. Does the Shire have equal employment opportunities for people with disability?:** | Yes |
| **Submitted:** | 15/06/2020 1:34:45 PM |
| **IP:** | 103.115.137.139 |

Spark CMS is © Market Creations Pty Ltd All Rights Reserved

## Lana Foote

**From:** Darren Simmons
**Sent:** Tuesday, 7 July 2020 3:08 PM
**To:** Peter Toboss; Lana Foote
**Subject:** RE: DAIP

Hi Peter

Please treat the posts below from Spike Gee on the Shire's Facebook page as a submission for a hydrotherapy pool. The response being it is outside of the Shire's financial resources.

Thanks

Darren

**Spike Gee**
Is there any room in the budget for a hydrotherapy pool ? Thank you

**Author**

**Shire of Koorda**

Hi Spike - as Council has not had an opportunity to consider a hydrotherapy pool, it is not provided within this budget. Shire staff will raise this as part of the Disability Access and Inclusion Plan consultation.

**Spike Gee**

Awesome !!👍✌
Thank you so much for your reply and considering a hydrotherapy pool.

**Spike Gee**
A bit off topic but I just wanted to ask if we could possibly build a hydrotherapy pool in koorda. This would help me immensely. Thank you

Shire of Koorda
Drive in, stay awhile

**Darren Simmons**
Chief Executive Officer

**Shire of Koorda**
10 Haig Street Koorda WA 6475
PO Box 20 Koorda WA 6475
Phone: (08) 9684 1219
Fax: (08) 9684 1379
Email: ceo@koorda.wa.gov.au
Website: www.koorda.wa.gov.au
Like us on Facebook "Shire of Koorda"

The information contained in this email communication may be confidential. You should only read, disclose, re-transmit, copy, distribute, act in reliance on or commercialise the information if you are authorised by the Shire of Koorda to do so. If you are not the intended recipient of this email communication, please notify us immediately by email to shire@koorda.wa.gov.au or reply by email direct to the sender and then destroy any electronic or paper copy of this message. Any views expressed in this email communication are those of the individual sender, except where the sender specifically states them to be the views of the Shire of Koorda. While